LEPHALALE MUNICIPALITY

THIRD_QUARTER-PERFORMANCE_REPORT

2025/ 2026_FY



Table of Contents

1. Acronyms and abbreviations 3
2. Purpose 5
2.1. Rating Scale 5
3. Overall Municipal Performance/ Executive Summary 5
3.1. Institutional 2025/ 26 Second Quarter performance of the Municipality and Summary of indicators for 2025/ 26 First Quarter Performance Report (Comparison) 7
3.1.1 Table 1 (Institutional performance) 7
3.1.2 Table 2 (Second quarter overall summary) 8
3.1.3 Table 3 (2025/ 26 1st Quarter Comparison) 8
4. Detailed performance per Department/ KPA. 9
4.1. Office of the Municipal Manager 9
4.2. Budget and Treasury Office 18
4.3. Corporate Support Services 29
4.4. Social Services 41
4.5. Infrastructure Services 52
4.6. Development Planning 66
4.7. Strategic Support Services 75
5. SDBIP budget statements 87
6. Conclusion 114
7. Approval 114

1. Acronyms and abbreviations

AC	Audit Committee
AIDS	Acquired Immune Deficiency Syndrome
AMM	Acting Municipal Manager
AG	Auditor General
BAC	Bid Adjudication Committee
BSC	Bid Specification Committee
BTO	Budget and Treasury Office
CSI	Community Social Investment
CAPEX	Capital Expenditure
CSS	Corporate Support Services Department
CFO	Chief Financial Officer
CRO	Chief Risk Officer
CRU	Community Residential Unit
DP	Development Planning Department
DWS	Department of Water and Sanitation
EAP	Employee Assistance Program
FY	Financial Year
ID	Infrastructure Department
IIMP	Infrastructure Investment Master Plan
IDP	Integrated Development Plan
IA	Internal Auditor
IIMP	Infrastructure Investment Master Plan
IGR	Inter -Governmental Relations
LLF	Lephalale Local Forum
LED	Local Economic Development
GDP	Gross Domestic Products
KPA	Key Performance Area
KPI	Key Performance Indicator

LIIMP	Lephalale Integrated Infrastructure Masterplan
LLM	Lephalale Local Municipality
MFMP	Municipal Finance Management Act
MIG	Municipal Infrastructure Grant
MSIG	Municipal Service Infrastructure Grant
MSA	Municipal Systems Act
Mscoa	Municipal Standard Chart of Accounts
MPAC	Municipal Public Accounts Committee
MPT	Municipal Planning Tribunal
N/A	Non- Applicable
OPEX	Operational Expenditure
OHS	Organizational Health and Safety
POE	Portfolio of Evidence
PSP	Project Service Provider
SCM	Supply Chain Management
SDBIP	Service Delivery and Budget Implementation Plan
SDF	Spatial Development Framework
SLA	Service Level Agreement
SLP	Social Labour Plan
SS	Social Services Department
SPLUMA	Spatial Planning and Land Use Management Act
SSS	Strategic Support Services Department
WSIG	Water and Sanitation Infrastructure Grant
WSP	Work Skills Plan
YTD	Year to Date

2. Purpose

The purpose of this report is to give feedback regarding the performance of Lephalale Local Municipality for the 2025/ 2026 Third Quarter Performance Report and to comply with the following legislative requirements:

- Section 41 (1) (e) of the Municipal Systems Act No. 32 of 2000 prescribes that a municipality must establish a process of regular reporting to-
- The Council, other political structures, political office bearers, and staff of the municipality; and
- The public and appropriate organs of state."
- Section 41 (2) further prescribes that the system applied by the municipality in compliance with subsection 1 (c) must be devised in such a way that it may serve as an early warning indicator of underperformance.
- National Treasury Circular 13, Component 31 that requires from municipalities that the targets and indicators contained in their SDBIP should be reported on for in-year reporting (quarterly and mid-year) and the annual report.

The Third Quarter Performance Report contains information about:

- Quarterly performance against quarterly and annual targets as per the SDBIP is reported on the SDBIP 2025/ 26 FY, and it contains the objectives and indicators as per the Municipal IDP as well as General Indicators.
- The 2025/ 2026 SDBIP has developed some indicators to reflect cumulative performance; the status of indicators reflects the overall performance level achieved year to date. These SDBIP is adjusted based on the Adjusted Budget. This report is based on the Adjusted SDBIP 2025/26, as approved by the council
- Challenges that were experienced in achieving targets, especially in cases where targets were not met.
- Measures taken to improve performance where targets were not achieved.
- Corrective action is included for each KPI or Project Target not achieved.

Comparisons of performance against targets are highlighted in the form of colors based on scores calculated using the Municipal Performance Regulations for Municipal Managers and Managers directly accountable to Municipal Managers, Regulation 805 of 2006, adapted to comply with the Lephalale Local Municipality's performance management requirements. The scoring method utilised is in line with the assessment rating calculator prescribed by the Local Government: Municipal Performance Regulations for Municipal Managers and Managers directly accountable to Municipal Managers, Regulation 805 of 2006. An explanation is as per the table below:

2.1. Rating Scale

Color code	Scoring	% Target achieved	
Rating	Score	Low	High
Unsatisfactory	1-1.99	0.0%	49.99%
Below target	2 -2.99	50%	69.9%
Achieved target	3 -3.99	70%	79.99%
Exceeded target	4 -4.99	80%	99.9%
Over exceeded target	5+	100.0%	+

3. Overall Municipal Performance/ Executive Summary

There are 199 indicators in the 2025/2026 Third Quarter Performance Report. The following are listed: 45 indicators (from this total, some are not applicable for the Third Quarter and will not be considered for reporting). Also, there are 9 indicators removed/ cancelled from the Adjusted 2025/ 26 SDBIP, due to the following reasons;

(i) Budget constraints.

(ii) KPI's that are not under the control of the Municipality.

[1] National Treasury MFMA Circular No. 13 of 2005

The total achievement of 109 indicators as predetermined is 75 achieved targets, 34 exceeded targets, and 45 performed below target.

The institution is experiencing challenges on timeous implementation of capital projects, and it is slightly behind schedule on project implementation.

Directorate	ID Amount	ID #	Indicator name
MM's Office	7	M_0001	Number of fraud and corruption awareness conducted
		M_24	Percentage of Fraud and Corruption cases Reported and referred for investigation
		M_0024	Number of Risk Management Policies and Strategies Reviewed and sent to council for adoption
		M_650	Unqualified Audit Opinion without material findings Attained and Maintained
		M_23	Percentage of complaints received on the electronic system by customer care and successfully attended
		M_26	Percentage of AG queries resolved by the Office of the MM
		M_654	Percentage on updating Municipal Website as per Sec 75 of the MFMA
Budget and Treasury Office	5	M_281	Number of AFS compiled and submitted to the Auditor General
		SCM3	Number of Stock taking, and reconciliation counted
		M_638	Number of Indigent registers update
		M_650	Unqualified Audit Opinion without material findings Attained and Maintained
		M_740	Number of material audit findings against the municipality regarding financial statements
Corporate Support Services	8	M_135	Number of ICT Disaster Recovery site tests conducted
		M_212	Number of Workplace Skills Plans and Annual Training Reports Submitted LGSETA
		M_680	Number of OHS audits in the Municipal Space conducted
		LHR_02	Percentage of employees with signed performance agreements
		M_653A	Number of By-laws Gazette by the end of the Financial Year
		M_23	Percentage of complaints received on the electronic system by customer care and successfully attended to by Corporate Support Services.
		CSS_2	Percentage of IT equipment procured
		CSS_6	Percentage of Furniture and office equipment procured
Social Services	5	M_RG1	Average turnaround time between the application for a driver's license and actual testing
		M_395	Average turnaround time between application and testing of applicants for leaner's license
		M_23	Percentage of complaints received on the electronic system by customer care and successfully attended to by Social Services
		M_28	Percentage of AC's resolutions implemented
		SS_70	Percentage on Refurbishment of Reuben Mogashoa Stadium
Infrastructure Services	5	M_399A	Percentage of New households connected to a Water network in urban areas (Marapong, Onverwacht, and Town)
		M_400A	Percentage of New households connected to a sanitation network in urban areas (Marapong, Onverwacht, and Town)
		M_401B	Percentage of households connected with basic level of electricity by Municipality on Municipal licensed area
		ISS_4	Percentage on Refurbishment and Upgrading of Sewer Pump Stations, Wastewater Treatment Works, network pipes and replacement of AC pipes.
		ISR/P47	Number of kilometers of Sefitlhogo Access Road upgraded
Development Planning	7	DPP_1	Number of Spatial Development Frameworks reviewed and approved by
		DPP_2	Number of Municipal Land Use Schemes reviewed and approved by Council
		M_51	Number of SMME's workshops conducted
		M_695	Number of Street Traders trainings conducted

		M-23	Percentage of complaints received on the electronic system by customer care and successfully attended to by Development Planning
		M_26	Percentage of AG queries resolved by Development Planning
		M_28	Percentage of AC's resolutions implemented by Development Planning
Strategic Support Services	8	M_355B	Number of Communication strategies reviewed
		M_325	Number of IDP road shows successfully held by the end of May
		M_657	Percentage of IDP credibility rating by MEC in the Financial Year
		M_358	Number of IDPs approved by the Council by the end of May
		M_43	Number of SDBIP signed by the mayor within 28 days after the approval of the budget and the IDP
		M_48	Number of Section 72 (mid-year performance reports) submitted to MM by the 25th of January and to the council by 31st January
		M_315E	Number of Annual Performance Evaluations for Municipal Manager and Executive Managers conducted
		M_23	Percentage of complaints received on the electronic system by customer care and successfully attended to by Strategic Support Services
Total KPI's not applicable for the quarter are 45			

3.1. Institutional 2025/ 26 Third Quarter performance of the Municipality and Summary of indicators for 2025/ 26 Mid-year Performance Report (Comparison)

3.1.1 Table 1 (Institutional performance)

Overall SDBIP	**Total Number of KPIs and Capital Projects**	**Total number of indicators removed/ cancelled**	**2025/ 26 Third quarter performance**				
			Target Achieved	**Target Not Achieved**	**Target Exceeded**	**N/A**	**%**
SDBIP Departments (Votes)							
Office of the Municipal Manager	24 Indicators/ projects	0	12	02	03	07	**88%**
Budget and Treasury	26 Indicators	0	09	03	09	05	**86%**
Corporate and Support Services	28 Indicators	01	07	05	07	08	**74%**
Social Services	30 Indicators	02	12	04	07	05	**83%**
Infrastructure Services	44 Indicators	03	12	23	01	05	**36%**
Development Planning	26 Indicators	03	07	06	03	07	**63%**
Strategic Support Services	30 Indicators	0	16	02	04	08	**91%**
Total Indicators	**208**	**09**	**75**	**45**	**34**	**45**	**71%**

3.1.2 Table 2 (Third quarter overall summary)

Overall SDBIP	Number of KPIs and Capital Projects	2025/ 2026 Third quarter performance report				Percentage Performance
		Target Exceeded	Target Achieved	Target not achieved	N/A	Total %
Total Indicators	199	34	75	45	45	71%

3.1.3 Table 3 (2025/ 26 2nd Quarter Comparison)

Overall SDBIP	Number of KPIs and Capital Projects	2025/ 2026 Second quarter performance report				Percentage Performance
		Target Exceeded	Target Achieved	Target not achieved	N/A	Total %
Total Indicators	208	38	76	49	45	70%

Compared to the mid-year performance, overall performance in the 3rd quarter has 1% improvement.

4. Detailed performance per Department/ KPA.

4.1. Office of the Municipal Manager

Achievements

Internal Audit

- One Audit action plan was developed in this quarter.
- Audit Committee established and functional.
- 1 Ordinary Audit Committee meeting held on the 22nd of January 2026, and 1 Special Audit Committee meeting held on the 27th of January 2026.
- 100% of audit reviews were conducted. All 6 audit reviews conducted
- All 23 creditors paid within 30 days in the 3rd quarter of 2025/ 26 FY.

Risk Management

- 1 Risk Management Committee meeting held on the 15th of January 2026.
- Risk committee is established and functional, where 5 Risk registers are developed for the mitigation of all risks.
- No fraud and corruption cases reported in the 3rd quarter of 2025/ 26 FY.
- All 5 risk mitigations are addressed in the 3rd quarter of 2025/ 26 FY.

Safety & Security

- 1 Safety and Security meeting held on the 6th of March 2026.
- 100% AC Resolutions implemented. Out of 24 AC resolutions, 17 have been implemented, and 7 are ongoing.

Challenges

- 67% Internal Audit findings addressed. Out of 3 IA findings, 2 have been resolved, and 1 has not been resolved.

Municipal Manager's Office: out of the Twenty-four (24) indicators, twelve (12) achieved, three (3) exceeded, and two (2) performed below target, and seven (7) are not applicable. A score of 88% for the department is achieved, and 1 project is at the procurement stage.

Indicators	Total number 24
Achieved Target	12
Exceeded	03
Over exceeded	0
Below Target	02
Unsatisfactory	0
Not Applicable	07

The Departmental performance is depicted on the color-coded pie chart below:

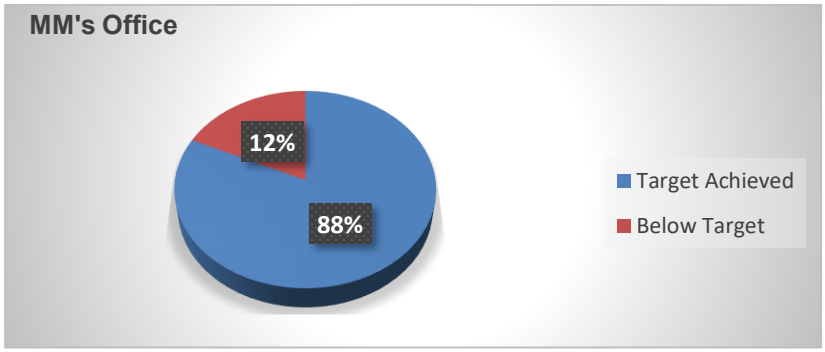

The detailed performance for the department follows:

	TOP LAYER SDBIP INDICATORS													
IDP-ID	**HIERARCHY (KPA\ STRATEGIC OBJECTIVE\ PROGRAMME)**	**PROJECT NAME/ DESCRIPTION**	**KEY PERFORMANCE INDICATOR**	**BASELINE**	**UOM**	**QUARTER 3 TARGET**	**ACTUAL**	**ACTUAL NOTES**	**CHALLENGES/ REASONS FOR UNDER OR OVER-ACHIEVEMENT**	**CORRECTIVE MEASURES FOR UNACHIEVED TARGETS**	**EXPENDITURE TO DATE**	**ANNUAL TARGET 2025/ 2026**	**ANNUAL BUDGET**	**PORTFOLIO OF EVIDENCE**
RISK MANAGEMENT														
M_0001	KPA 4: Good Governance and Public Participation\ Responsible, accountable, effective, and efficient corporate governance\ Risk Management	Anti-fraud and corruption awareness campaigns	Number of fraud and corruption awareness conducted per quarter (YTD)	1	#	N/A	N/A	Target is not applicable for the quarter	N/A	N/A	OPEX	2 fraud and corruption awareness conducted per quarter by 30th June 2026	OPEX	Posters/Notices, Social Media pages, Staff emails, attendance register, invitation, agenda
M_0002	KPA 4: Good Governance and Public Participation\ Responsible, accountable, effective, and efficient corporate governance\ Risk Management	Development of all risk registers and quarterly monitoring of risk mitigations	Number of Risk registers developed, monitored and emerging Risks identification (non-cumulative)	5	#	5	5	5 risk registers developed and monitored (Target achieved)	None	None	OPEX	5 Risk registers by 30th June 2026	OPEX	Risk registers. (Strategic, Operational, Fraud, Project, ICT)
M_0003	KPA 4: Good Governance and Public Participation\ Responsible, accountable, effective, and efficient corporate governance\ Risk Management	Convening of Risk management committee meetings and discussing progress on risk mitigations	Number of Risk Committee Meeting conducted per quarter (YTD)	5	#	3	3	1 Risk Management Committee meeting held on the 15th of January 2026. (Target achieved)	None	None	R 34 866.18	5 Risk Committee Meetings conducted by 30th June 2026	R 95 531	Invitation, Minutes& Attendance Register
M_24	KPA 4: Good Governance and Public Participation\ Responsible,	Fraud and Corruption cases Reported and	Percentage of Fraud and Corruption cases Reported	N/A	%	100%	N/A	No Fraud and Corruption cases reported in	N/A	N/A	OPEX	100% Fraud and Corruption cases Reported	OPEX	Register for reported cases and /

	TOP LAYER SDBIP INDICATORS													
IDP-ID	**HIERARCHY (KPA\ STRATEGIC OBJECTIVE\ PROGRAMME)**	**PROJECT NAME/ DESCRIPTION**	**KEY PERFORMANCE INDICATOR**	**BASELINE**	**UOM**	**QUARTER 3 TARGET**	**ACTUAL**	**ACTUAL NOTES**	**CHALLENGES/ REASONS FOR UNDER OR OVER-ACHIEVEMENT**	**CORRECTIVE MEASURES FOR UNACHIEVED TARGETS**	**EXPENDITURE TO DATE**	**ANNUAL TARGET 2025/ 2026**	**ANNUAL BUDGET**	**PORTFOLIO OF EVIDENCE**
	accountable, effective, and efficient corporate governance\ Anti-corruption	referred for investigation	and referred for investigation (non-cumulative)					the 3rd quarter.				and referred for investigation by 30th June 2026		Investigation Report
M_0024	KPA 4: Good Governance and Public Participation\ Responsible, accountable, effective, and efficient corporate governance\ Anti-corruption	Reviewing of policies and strategies attached to risk management and approval by council	Number of Risk Management Policies and Strategies Reviewed and sent to council for adoption (non-cumulative)	6	#	N/A	N/A	Target is not applicable for this quarter	N/A	N/A	OPEX	6 Risk Management Policies reviewed and approved by Council by 30th June 2026	OPEX	Council Resolution and Approved Policy
INTERNAL AUDIT														
M-0004	KPA 4: Good Governance and Public Participation\ Responsible, accountable, effective, and efficient corporate governance\ Audit Committee	Submission of Audit Committee reports to Council	Number of Audit Committee reports submitted to Council (YTD)	3	#	3	3	Three audit committee reports submitted to Council year to date. 1 Report sent to Council in this quarter. (Target achieved)	None	None	OPEX	4 Audit Committee reports submitted to Council by 30th June 2026	OPEX	Audit Committee Report submitted to Council and Council resolution
M_0005	KPA 4: Good Governance and Public Participation\ Responsible, accountable, effective, and efficient corporate governance\	Development of Audit Action Plan	Number of Audit Action Plan developed non-cumulative)	1	#	1	1	One Audit action plan was developed in this quarter. (Target achieved)	None	None	OPEX	1 Audit Action Plan developed by 31st January 2026	OPEX	AG Action Plan

	TOP LAYER SDBIP INDICATORS													
IDP-ID	**HIERARCHY (KPA\ STRATEGIC OBJECTIVE\ PROGRAMME)**	**PROJECT NAME/ DESCRIPTION**	**KEY PERFORMANCE INDICATOR**	**BASELINE**	**UOM**	**QUARTER 3 TARGET**	**ACTUAL**	**ACTUAL NOTES**	**CHALLENGES/ REASONS FOR UNDER OR OVER-ACHIEVEMENT**	**CORRECTIVE MEASURES FOR UNACHIEVED TARGETS**	**EXPENDITURE TO DATE**	**ANNUAL TARGET 2025/ 2026**	**ANNUAL BUDGET**	**PORTFOLIO OF EVIDENCE**
	Audit Committee													
M_0006	KPA 4: Good Governance and Public Participation\ Responsible, accountable, effective, and efficient corporate governance\ Internal Audit	Updating of Internal Audit Query register	Number of Internal Audit Query Registers updated and monitored (YTD)	3	#	3	3	1 Internal Audit Query Registers updated and monitored (Target achieved)	None	None	OPEX	4 Internal Audit Query Registers updated and monitored by 30th June 2026	OPEX	Query Register served at Audit Committee during the quarter
M_068	KPA 4: Good Governance and Public Participation\ Responsible, accountable, effective, and efficient corporate governance\ Audit Committee	Submission of Internal Audit reports on the Implementation of Internal Audit Plan to AC	Number of Internal Audit reports on the implementation of Internal Audit Plan submitted to AC (YTD)	3	#	3	3	Three reports submitted to the Audit Committee to date. One report submitted in this quarter. (Target achieved)	None	None	OPEX	4 Internal Audit reports on the implementation of Internal Audit Plan submitted to AC by 30th June 2026	OPEX	Internal Audit quarterly Report
M_648	KPA 4: Good Governance and Public Participation\ Responsible, accountable, effective, and efficient corporate governance\ Audit Committee	Holding of Audit Committee meetings	Number of Ordinary Audit Committee meetings held (YTD)	8	#	3	9	1 Ordinary Audit Committee meeting held on the 22nd of January 2026, and 1 Special Audit Committee meeting held on the 27th of January 2026.	1 special meeting has been held to date.	None	R 238 632.36	4 Ordinary Audit Committee meetings held by 30th June 2026	R 403 753	Invitation, Minutes, and attendance register

	TOP LAYER SDBIP INDICATORS													
IDP-ID	**HIERARCHY (KPA\ STRATEGIC OBJECTIVE\ PROGRAMME)**	**PROJECT NAME/ DESCRIPTION**	**KEY PERFORMANCE INDICATOR**	**BASELINE**	**UOM**	**QUARTER 3 TARGET**	**ACTUAL**	**ACTUAL NOTES**	**CHALLENGES/ REASONS FOR UNDER OR OVER-ACHIEVEMENT**	**CORRECTIVE MEASURES FOR UNACHIEVED TARGETS**	**EXPENDITURE TO DATE**	**ANNUAL TARGET 2025/ 2026**	**ANNUAL BUDGET**	**PORTFOLIO OF EVIDENCE**
								(Target over-achieved)						
M_650	KPA 4: Good Governance and Public Participation\ Responsible, accountable, effective, and efficient corporate governance\ Auditor General	Attaining and Maintaining Unqualified Audit Opinion without material findings	Unqualified Audit Opinion without material findings Attained and Maintained (non-cumulative)	Unqualified Audit Opinion with Matters	#	N/A	N/A	Target is not applicable for this quarter	N/A	N/A	OPEX	1 Unqualified Audit Opinion without material findings Attained and Maintained by 31st December 2025	OPEX	Audit report
M_652	KPA 4: Good Governance and Public Participation\ Responsible, accountable, effective, and efficient corporate governance\ Audit Committee	Implementation Audit reviews as per Audit plan in a quarter	Percentage of audit reviews conducted per quarter (non-cumulative)	87%	%	90%	100%	6 out of 6 planned audits completed. (Target over-achieved)	Planning audit projects helped the division overachieve the target.	None	OPEX	90% Audit reviews conducted per quarter by 30th June 2026	OPEX	Audit Plan Internal Audit Report submitted to AC
SECURITY														
M_067	KPA 2: Service Delivery and Infrastructure Development\ Protect the environment and improve community well-being\	Conducting Safety and Security Surveys	Number of Safety and Security Audits surveys conducted (YTD)	3	#	3	3	1 Safety and Security Audits conducted (Target achieved)	None	None	OPEX	4 Safety and Security surveys conducted by 30th June 2026	OPEX	Security Survey sheets, Security Report

	TOP LAYER SDBIP INDICATORS													
IDP-ID	**HIERARCHY (KPA\ STRATEGIC OBJECTIVE\ PROGRAMME)**	**PROJECT NAME/ DESCRIPTION**	**KEY PERFORMANCE INDICATOR**	**BASELINE**	**UOM**	**QUARTER 3 TARGET**	**ACTUAL**	**ACTUAL NOTES**	**CHALLENGES/ REASONS FOR UNDER OR OVER-ACHIEVEMENT**	**CORRECTIVE MEASURES FOR UNACHIEVED TARGETS**	**EXPENDITURE TO DATE**	**ANNUAL TARGET 2025/ 2026**	**ANNUAL BUDGET**	**PORTFOLIO OF EVIDENCE**
	Safety and Security													
M_706	KPA 2: Service Delivery and Infrastructure Development\ Protect the environment and improve community well-being\ Safety and Security	Conducting Safety and Security meetings	Number of Safety and Security meetings conducted (YTD)	3	#	3	3	1 Safety and Security Meeting held on the 6th of March 2026 (Target achieved)	None	None	OPEX	4 Safety and Security meetings conducted by 30th June 2026	OPEX	Invitations, agenda, attendance register, minutes
COMPLIANCE KPI'S														
M_23	KPA 4: Good Governance and Public Participation\ Responsible, accountable, effective, and efficient corporate governance\ IT and Support	Complaints received on the Electronic System	Percentage of complaints received on the electronic system by customer care and successfully attended to by the Office of the MM (non-cumulative)	N/A	%	100%	N/A	No Complaints received on the Electronic System in the office of the Municipal Manager.	N/A	N/A	OPEX	100% complaints received on the electronic system by customer care and successfully attended to by the Office of the MM by 30th June 2026	OPEX	System generated quarterly Report signed off by Municipal Manager
M_26	KPA 4: Good Governance and Public Participation\ Responsible, accountable, effective, and efficient corporate governance\ Auditor General	AG queries resolved	Percentage of AG queries resolved by the Office of the MM (YTD)	0%	%	50%	N/A	No AG queries applicable to the MM's Office.	N/A	N/A	OPEX	100% AG queries resolved by the Office of the MM by 30th June 2026	OPEX	Summary of AG queries resolved signed by CAE and Municipal Manager

	TOP LAYER SDBIP INDICATORS													
IDP-ID	HIERARCHY (KPA\ STRATEGIC OBJECTIVE\ PROGRAMME)	PROJECT NAME/ DESCRIPTION	KEY PERFORMANCE INDICATOR	BASELINE	UOM	QUARTER 3 TARGET	ACTUAL	ACTUAL NOTES	CHALLENGES/ REASONS FOR UNDER OR OVER-ACHIEVEMENT	CORRECTIVE MEASURES FOR UNACHIEVED TARGETS	EXPENDITURE TO DATE	ANNUAL TARGET 2025/ 2026	ANNUAL BUDGET	PORTFOLIO OF EVIDENCE
M_27	KPA 4: Good Governance and Public Participation\ Responsible, accountable, effective, and efficient corporate governance\ Auditor General	Internal Audit findings resolved	Percentage of Internal audit findings resolved by the Office of the MM (YTD)	33%	%	80%	67%	Out of 3 IA findings, 2 have been resolved, and 1 has not been resolved. (Target not achieved)	The BCM plan for testing was not conducted due to an inadequate budget.	A budget for testing of the BCM had been requested.	OPEX	100% Internal audit findings resolved by the Office of the MM by 30th June 2026	OPEX	Summary of IA queries resolved signed by CAE and Municipal Manager
M_28	KPA 4: Good Governance and Public Participation\ Responsible, accountable, effective, and efficient corporate governance\ Auditor General	Implementation of AC resolutions	Percentage of AC's resolutions implemented by the Office of the MM (non-cumulative)	90%	%	100%	100%	Out of 24 AC resolutions, 17 have been implemented, and 7 are ongoing. (Target achieved)	None	None	OPEX	100% AC's resolutions implemented by the Office of the MM by 30th June 2026	OPEX	Summary of AC Resolutions Implemented, Signed by CAE and Municipal Manager
M_348	KPA 5: Financial Viability and Financial Management\ Enhance revenue and financial management\ Expenditure Management	Payment of Creditors	Percentage of creditors paid within 30 days by Office of the MM (non-cumulative)	94%	%	100%	100%	All 23 creditors paid within 30 days by Strategic Support Services (Target achieved)	None	None	OPEX	100% Creditors paid within 30 days by Office of the MM by 30th June 2026	OPEX	Payment Report signed by Manager Expenditure
M_654	KPA 4: Good Governance and Public Participation\ Responsible, accountable, effective, and	Updating of Municipal website	Percentage on updating Municipal Website as per Sec 75 of the MFMA by	N/A	%	100%	N/A	No publication on website from MM's office applicable	N/A	N/A	OPEX	100% Updating of Municipal Website as per Sec 75 of the MFMA by	OPEX	Calendar of Legislated Publications,

	TOP LAYER SDBIP INDICATORS													
IDP-ID	HIERARCHY (KPA\ STRATEGIC OBJECTIVE\ PROGRAMME)	PROJECT NAME/ DESCRIPTION	KEY PERFORMANCE INDICATOR	BASELINE	UOM	QUARTER 3 TARGET	ACTUAL	ACTUAL NOTES	CHALLENGES/ REASONS FOR UNDER OR OVER-ACHIEVEMENT	CORRECTIVE MEASURES FOR UNACHIEVED TARGETS	EXPENDITURE TO DATE	ANNUAL TARGET 2025/ 2026	ANNUAL BUDGET	PORTFOLIO OF EVIDENCE
	efficient corporate governance\ Communication		the Office of the MM (non-cumulative)					for the quarter.				the Office of the MM by 30th June 2026		Screenshots of Reports Published.
M_667	KPA 4: Good Governance and Public Participation\ Responsible, accountable, effective, and efficient corporate governance\ Risk Management	Risk mitigations implemented	Percentage of Risks mitigations implemented by the Office of the MM (YTD)	33%	%	80%	100%	All 5 Risks mitigations implemented. (Target over-achieved)	The Directorate is fast-tracking the implementation of risks mitigations	None	OPEX	100% Risk mitigations implemented by the Office of the MM by 30th June 2026	OPEX	Summary of Risks mitigations Implemented by CRO and Municipal Manager
M_691	KPA 4: Good Governance and Public Participation\ Responsible, accountable, effective, and efficient corporate governance\ Audit Committee	Implementation of Council resolutions	Percentage of Council resolutions implemented by the Office of the MM (non-cumulative)	100%	%	100%	100%	All 13 Council resolutions implemented by the Office of the MM. (Target achieved)	None	None	OPEX	100% Council resolutions implemented by the Office of the MM by 30th June 2026	OPEX	Council Resolution Register
PROJECTS UNDER THE OFFICE OF THE MUNICIPAL MANAGER														
ISF_02	KPA 2: Service Delivery and Infrastructure Development\ Protect the environment and improve community well-being\ Safety and Security	Acquire 2 LDV Vehicles for Disaster	Number of LDV's for Disaster procured	New project	#	Supply and Delivery of x2 LDV's for Disaster	x2 LDV's for Disaster supplied and delivered	X2 LDVs for Disaster were procured and delivered (Target achieved)	None	None	R 726 344.56	2x LDV for Disaster procured by 30th June 2026	R 800 000 LLM	Advert, Appointment letter, Delivery note.

	TOP LAYER SDBIP INDICATORS													
IDP-ID	**HIERARCHY (KPA\ STRATEGIC OBJECTIVE\ PROGRAMME)**	**PROJECT NAME/ DESCRIPTION**	**KEY PERFORMANCE INDICATOR**	**BASELINE**	**UOM**	**QUARTER 3 TARGET**	**ACTUAL**	**ACTUAL NOTES**	**CHALLENGES/ REASONS FOR UNDER OR OVER-ACHIEVEMENT**	**CORRECTIVE MEASURES FOR UNACHIEVED TARGETS**	**EXPENDITURE TO DATE**	**ANNUAL TARGET 2025/ 2026**	**ANNUAL BUDGET**	**PORTFOLIO OF EVIDENCE**
ISW_36	KPA 2: Service Delivery and Infrastructure Development\ Protect the environment and improve community well-being\ Safety and Security	Upgrading of 2 Security Systems in LLM facilities	Number of Security Systems in LLM facilities Upgraded (Civic Center Main Entrance, Revenue and Licensing & Registration Access point)	New project	#	2 Security Systems in LLM facilities Upgraded (Civic Center Main Entrance, Revenue and Licensing & Registration Access point)	2 Security Systems in LLM facilities not Upgraded (Civic Center Main Entrance, Revenue and Licensing & Registration Access point)	The project is on the procurement stage. (Target not achieved)	Project was re-prioritized for a project of Safeguarding of Water Installations around the villages, which caused the delays.	The project will be advertised before the end of April 2026.	R 0	2 Security Systems in LLM facilities Upgraded (Civic Center Main Entrance, Revenue and Licensing & Registration Access point) by 30th June 2026	R 560 000 LLM	Advert, Appointment letter, Invoices/

4.2. Budget and Treasury Office

Achievements

Budget and Reporting
- Quarterly Financial Report were prepared and submitted to Council on time.
- 909% coverage higher than expected due to low borrowings Debt Coverage Total Borrowings (R45978 827) /Operating Revenue (R418342 612)
- 76% of Municipal Financial Management Grant spent by end of march

Expenditure Management
- 209% Cost-coverage higher than expected with Total cash of R 135137086.63/ divide by Total Fixed expenditure of R64389000 *R209%
- 78 % Capital Budget Expenditure for the Institution is R 81 233 912 Against the budget of R 157 914 047
- Turnaround times for procurement are improving; tenders are processed within 34 days on average.

Revenue Management
- Revenue collection rate is lower at 85% than the prescribed norm of 95% YTD.
- Liquidity Ratio is lower than required by legislation at 124% YTD.
- 9 (Nine) Notices/ reminders on awareness to customers for payments issued YTD.
- All 448 Complaints received on the electronic system by customer care and were successfully attended.
- 89% Internal Audit findings resolved, out of 9 Audit Findings, 8are resolved, 1 not resolved, and 3 are new findings and not yet due.
- 100% AC resolutions implemented, out of 13 AC resolutions, 12Implemented, and 1is not yet due.
- 82% Risks mitigations addressed, out of 51 Risks mitigations, 42 addressed, and 9 are not addressed.
- All 33 Council resolutions were implemented
- All required documents published on the Municipal Website.

Challenges
- Revenue collection rate is lower at 85% than the prescribed norm of 95% YTD.
- Liquidity Ratio is lower than required by legislation at 124% YTD.

Budget and Treasury Department: out of the Twenty-six (26) indicators, nine (9) achieved, nine (9) exceeded and three (3) performed below target, and five (5) are not applicable. A score of 86% for the department is achieved on indicators.

Indicators	Total number 26
Achieved Target	09
Exceeded Target	09
Over exceeded Target	0
Below Target	03
Unsatisfactory	0
Not applicable	05

The Departmental performance is depicted on the color-coded pie chart below:

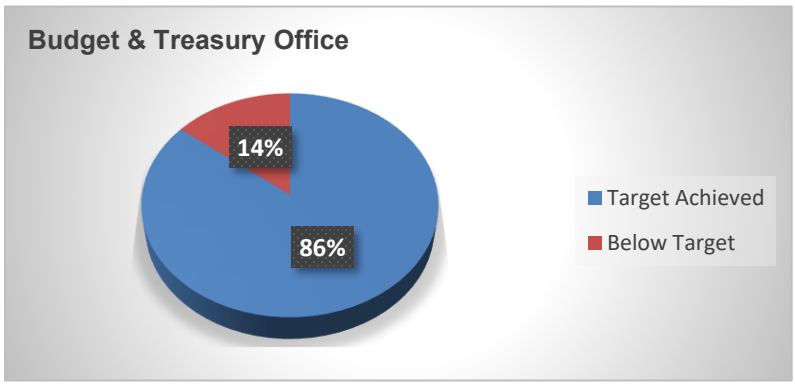

The detailed performance for the department follows:

	TOP LAYER SDBIP INDICATORS													
IDP-ID	**HIERARCHY (KPA\ STRATEGIC OBJECTIVE\ PROGRAMME)**	**PROJECT NAME/ DESCRIPTION**	**KEY PERFORMANCE INDICATOR**	**BASELINE**	**UOM**	**QUARTER 3 TARGET**	**ACTUAL**	**ACTUAL NOTES**	**CHALLENGES/ REASONS FOR UNDER OR OVER-ACHIEVEMENT**	**CORRECTIVE MEASURES FOR UNACHIEVED TARGETS**	**EXPENDITURE TO DATE**	**ANNUAL TARGET 2025/ 2026**	**ANNUAL BUDGET**	**PORTFOLIO OF EVIDENCE**
BUDGET & REPORTING														
M_11	KPA 5: Financial Viability and Financial Management \ Enhance revenue and financial management \ Expenditure Management	Provision of internship programs and maintenance of ICT equipment	Percentage of Municipal Financial Management Grant spent (YTD)	76%	%	75%	76%	76% Municipal Financial Management Grant spent. (Target over-achieved)	Appointment of additional 4 new Interns	None	R 1 434 254.87	100% Municipal Financial Management Grant spent by 30th June 2026	R 1 900 000	Financial Report
M_25	KPA 5: Financial Viability and Financial Management \ Enhance revenue and financial management \ Budget and Reporting	Submission of quarterly financial reports to Council	Number of quarterly financial reports submitted to Council (YTD)	3	#	3	3	1 quarterly financial report submitted to Council Meeting of 29 January 2026. (Target Achieved)	None	None	OPEX	4 quarterly financial reports submitted to Council by 30th June 2026	OPEX	Financial Quarterly reports to Council, Council resolution
M_281	KPA 5: Financial Viability and Financial Management \ Enhance revenue and financial management \ Budget and Reporting	Compilation and submission of the Annual Financial Statements to the office of the Auditor General	Number of AFS compiled and submitted to the Auditor General (non-cumulative)	1	#	N/A	N/A	Target is not applicable for the quarter	N/A	N/A	OPEX	1 AFS compiled and submitted to the Auditor General by 31st August 2025	OPEX	Set of Financial Statements (AFS), Acknowledgement of receipt from AG
M_397	KPA 5: Financial Viability and Financial Management \ Enhance revenue and	Cost-coverage	Percentage Cost coverage (R-value all cash at a particular time plus R-value investments, divided by R-	251%	%	200%	209%	R135137086.63/ R64389000 * 100 =R209% (Target	Over-achievement due to Equitable share, Energy efficiency and MIG allocation	None	OPEX	200% Cost coverage (R-value all cash at a particular	OPEX	Financial Report

	TOP LAYER SDBIP INDICATORS													
IDP-ID	**HIERARCHY (KPA\ STRATEGIC OBJECTIVE\ PROGRAMME)**	**PROJECT NAME/ DESCRIPTION**	**KEY PERFORMANCE INDICATOR**	**BASELINE**	**UOM**	**QUARTER 3 TARGET**	**ACTUAL**	**ACTUAL NOTES**	**CHALLENGES/ REASONS FOR UNDER OR OVER-ACHIEVEMENT**	**CORRECTIVE MEASURES FOR UNACHIEVED TARGETS**	**EXPENDITURE TO DATE**	**ANNUAL TARGET 2025/ 2026**	**ANNUAL BUDGET**	**PORTFOLIO OF EVIDENCE**
	financial management \ Budget and Reporting		value monthly fixed operating expenditure (non-cumulative)					over-achieved)	received in March.			time plus R-value investments, divided by R-value monthly fixed operating expenditure by 30th June 2026		
M_630	KPA 5: Financial Viability and Financial Management \ Enhance revenue and financial management \ Budget and Reporting	Liquidity ratio	Percentage Liquidity ratio (R-value current assets / R-value current liabilities as a percentage) (non-cumulative)	204%	%	200%	124%	Total Current Assets (R462 108) / Total Current Liabilities (R373 831) (Target not achieved)	The non-achievement is due to the impact of write-offs of uncollectable debts, which makes the institution appear less liquid in the short term.	Increase inflows: Enforce credit control measures, accelerate grant spending, and sell unused assets at auction. And reduce outflows through the implementation of cost containment.	OPEX	OPEX	200% Liquidity ratio (R-value current assets / R-value current liabilities as percentage by 30th June 2026	Financial Report
ASSETS														
M-17	KPA 5: Financial Viability and Financial Management \ Enhance revenue and financial management \ Asset Management	Conducting asset verification by the municipality	Number of asset verifications conducted (non-cumulative)	1	#	1	1	Asset verifications conducted in March 2026.04.10 (Target achieved)	None	None	R 1 657 400	2 asset verifications conducted by 30th June 2026	R 3 906 500	SLA of Appointed Service Provider, Updated Asset Registers
EXPENDITURE														

	TOP LAYER SDBIP INDICATORS													
IDP-ID	**HIERARCHY (KPA\ STRATEGIC OBJECTIVE\ PROGRAMME)**	**PROJECT NAME/ DESCRIPTION**	**KEY PERFORMANCE INDICATOR**	**BASELINE**	**UOM**	**QUARTER 3 TARGET**	**ACTUAL**	**ACTUAL NOTES**	**CHALLENGES/ REASONS FOR UNDER OR OVER-ACHIEVEMENT**	**CORRECTIVE MEASURES FOR UNACHIEVED TARGETS**	**EXPENDITURE TO DATE**	**ANNUAL TARGET 2025/ 2026**	**ANNUAL BUDGET**	**PORTFOLIO OF EVIDENCE**
M_EXP	KPA 5: Financial Viability and Financial Management \ Enhance revenue and financial management \ Expenditure Management	Processing of Payroll payments	Number of reports on payroll payments processed by 25th of every month (YTD)	9	#	9	9	3 reports on payroll payments processed. (Target achieved)	None	None	OPEX	12 payroll reports on payments processed by 25th of every month by 30th June 2026	OPEX	Pay roll summary, Bank statements
M_EXP 1	KPA 5: Financial Viability and Financial Management \ Enhance revenue and financial management \ Expenditure Management	Capital budget Expenditure progress	Percentage Capital budget spent on capital projects identified for financial year (YTD)	51%	%	50%	78%	78 % Capital Budget Expenditure for the Institution is R 81 233 912 Against the budget of R 157 914 047. (Target over-achieved	Target over-achieved due to forward planning on implementation of Capital Projects.	None	R 146 828 406	80% Capital budget spent on capital projects identified for financial year by 30th June 2026	R 188 162 676	Capital Budget Expenditure report
M_205	KPA 5: Financial Viability and Financial Management \ Enhance revenue and financial management \ Expenditure Management	Debt - Coverage, Servicing of Municipal debts	Percentage Debt coverage (total R-value operating revenue received minus R-value Operating grants, divided by R-value debt service payments (i.e., interest + redemption) due within financial	921%	%	200%	909,86%	Total Borrowings (R45978 827) /Operating Revenue (R418342 612). (Target over-achieved	Over-achieved due to the delay on the Repayments of DWS borrowings amounting to R14M.	None	OPEX	200% Debt coverage (total R-value operating revenue received minus R-value Operating grants, divided by R-value	OPEX	Financial Report

	TOP LAYER SDBIP INDICATORS													
IDP-ID	HIERARCHY (KPA\ STRATEGIC OBJECTIVE\ PROGRAMME)	PROJECT NAME/ DESCRIPTION	KEY PERFORMANCE INDICATOR	BASELINE	UOM	QUARTER 3 TARGET	ACTUAL	ACTUAL NOTES	CHALLENGES/ REASONS FOR UNDER OR OVER-ACHIEVEMENT	CORRECTIVE MEASURES FOR UNACHIEVED TARGETS	EXPENDITURE TO DATE	ANNUAL TARGET 2025/ 2026	ANNUAL BUDGET	PORTFOLIO OF EVIDENCE
			year) (non-cumulative)									debt service payments (i.e., interest + redemption) due within financial year) by 30th June 2026		
	SUPPLY CHAIN MANAGEMENT													
M_SCM1	KPA 5: Financial Viability and Financial Management \ Enhance revenue and financial management \Supply Chain management	Submission of tender reports to Council	Number of tender reports submitted to Council (YTD)	3	#	3	3	1 Tender Report was submitted to Council Meeting held on 29 January 2026. Target Achieved	None	None	OPEX	4 tender reports submitted to Council by 30th June 2026	OPEX	Tender Reports Council Resolution
M_SCM2	KPA 5: Financial Viability and Financial Management \ Enhance revenue and financial management \Supply Chain management	Submission of Deviation reports to Council	Number of deviation reports submitted to council (YTD)	3	#	3	3	1 Deviation Report submitted to the Council Meeting held on 29 January 2026. Target Achieved	None	None	OPEX	4 Deviation Reports submitted to Council by 30th June 2026	OPEX	Deviation Report Council Resolution
M_SCM3	KPA 5: Financial Viability and	Counting stock taking and reconciliation	Number of Stock taking, and reconciliation	1	#	N/A	N/A	Target is not applicable	N/A	N/A	OPEX	2 Stock takings and	OPEX	Stock taking report signed

	TOP LAYER SDBIP INDICATORS													
IDP-ID	HIERARCHY (KPA\ STRATEGIC OBJECTIVE\ PROGRAMME)	PROJECT NAME/ DESCRIPTION	KEY PERFORMANCE INDICATOR	BASELINE	UOM	QUARTER 3 TARGET	ACTUAL	ACTUAL NOTES	CHALLENGES/ REASONS FOR UNDER OR OVER-ACHIEVEMENT	CORRECTIVE MEASURES FOR UNACHIEVED TARGETS	EXPENDITURE TO DATE	ANNUAL TARGET 2025/ 2026	ANNUAL BUDGET	PORTFOLIO OF EVIDENCE
	Financial Management \ Enhance revenue and financial management \Supply Chain management		counted (non-cumulative)					for the quarter				reconciliation counted by 30th June 2026		by SCM Manager
M_285	KPA 5: Financial Viability and Financial Management \ Enhance revenue and financial management \Supply Chain management	Implementation of Procurement Plan	Average number of days between closing of tender and adjudication	62 days	#	90 days	23 days	23 Days average number of days between closing of tender and adjudication (Target over-achieved)	Bid Committees meet on a weekly basis to consider, evaluate, and adjudicate tenders.	None	OPEX	90 days average number of days between closing of tender and adjudication by 30th June 2026	OPEX	Tender Report
REVENUE														
M_33	KPA 5: Financial Viability and Financial Management \ Enhance revenue and financial management \ Revenue Management	Revenue collection	Percentage on calculation of revenue (R-value total outstanding service debtors divided by R-value annual revenue received for services) (non-cumulative)	87%	%	95%	85%	The Municipality scored 85% against the target of 95 % in Q3 of 2025/2026 (Target not achieved)	The general dire economic conditions make it difficult for consumers to make full payments on their accounts, hence under collection by 16% compared to the National Treasury requirement of 95%.	A debt collector has been appointed to assist the municipality with debt collection. Debt and credit control policy measures will be enforced. As of 31 March 2026, debt is 5,708 customers on prepaid electricity with R 10435558 prepaid sales	OPEX	95% calculation of revenue (R-value total outstanding service debtors divided by R-value annual revenue received for services) by 30th June 2026	OPEX	Revenue collection report

	TOP LAYER SDBIP INDICATORS													
IDP-ID	**HIERARCHY (KPA\ STRATEGIC OBJECTIVE\ PROGRAMME)**	**PROJECT NAME/ DESCRIPTION**	**KEY PERFORMANCE INDICATOR**	**BASELINE**	**UOM**	**QUARTER 3 TARGET**	**ACTUAL**	**ACTUAL NOTES**	**CHALLENGES/ REASONS FOR UNDER OR OVER-ACHIEVEMENT**	**CORRECTIVE MEASURES FOR UNACHIEVED TARGETS**	**EXPENDITURE TO DATE**	**ANNUAL TARGET 2025/ 2026**	**ANNUAL BUDGET**	**PORTFOLIO OF EVIDENCE**
										for Q1 - Q3 of 2025/2026. The municipality has implemented % blocking, and we are collecting on prepaid customers not paying their accounts. CoGHSTA is assisting the Municipality with the collection of Government debts.				
M_636	KPA 5: Financial Viability and Financial Management \ Enhance revenue and financial management \ Revenue Management	Issuing Notices/ reminders on awareness to customers for payments	Number of notices/ reminders on awareness to customers for payments of services issued (YTD)	1	#	3	9	3 Notices/ reminders on awareness to customers for payments issued. (Target over-achieved)	X Billing Statements are sent monthly to clients, Public notices, & email reminders are sent to customers to remind them about municipal services payments	None	OPEX	4 notices/ reminders on awarenes s to customers for payments of services issued by 30th June 2026	OPEX	Newspaper Advert or Public Notice, SMSs, or monthly billing statements.
M_638	KPA 5: Financial Viability and Financial Management \ Enhance revenue and financial management \ Revenue Management	Updating of indigent register	Number of Indigent registers update (non-cumulative)	0	#	N/A	N/A	Target is not applicable for the quarter	N/A	N/A	OPEX	1 Indigent register updated by 30th June 2026	OPEX	Indigent register, Council resolution

	TOP LAYER SDBIP INDICATORS													
IDP-ID	**HIERARCHY (KPA\ STRATEGIC OBJECTIVE\ PROGRAMME)**	**PROJECT NAME/ DESCRIPTION**	**KEY PERFORMANCE INDICATOR**	**BASELINE**	**UOM**	**QUARTER 3 TARGET**	**ACTUAL**	**ACTUAL NOTES**	**CHALLENGES/ REASONS FOR UNDER OR OVER-ACHIEVEMENT**	**CORRECTIVE MEASURES FOR UNACHIEVED TARGETS**	**EXPENDITURE TO DATE**	**ANNUAL TARGET 2025/ 2026**	**ANNUAL BUDGET**	**PORTFOLIO OF EVIDENCE**
M_650	KPA 4: Good Governance and Public Participation\ Responsible, accountable, effective, and efficient corporate governance\ Auditor General	Attaining and Maintaining Unqualified Audit Opinion without material findings	Unqualified Audit Opinion without material findings Attained and Maintained (non-cumulative)	Unqualified with Matters audit opinion	#	N/A	N/A	Target is not applicable for the quarter	N/A	N/A	OPEX	1 Unqualified Audit Opinion without material findings Attained and Maintained by 31st December 2025	OPEX	Audit report
M_740	KPA 4: Good Governance and Public Participation\ Responsible, accountable, effective, and efficient corporate governance\ Auditor General	Operation Clean Audit (non-cumulative	Number of material audit findings against the municipality regarding financial statements (non-cumulative)	Make a fair financial statement without material mis statements to the Auditor General	#	N/A	N/A	Target is not applicable for the quarter	N/A	N/A	OPEX	0 material findings on AFS by 31st December 2025	OPEX	Audit report
COMPLIANCE KPI'S														
M_23	KPA 4: Good Governance and Public Participation\ Responsible, accountable, effective, and efficient corporate governance\ IT and Support	Complaints received on the Electronic System	Percentage of complaints received on the electronic system by customer care and successfully attended to by Budget and Treasury Office (non-cumulative)	0%	%	100%	100%	All 447 complaints received on the electronic system by customer care were successfully attended to by the Budget and Treasury Office.	None	None	OPEX	100% complaints received on the electronic system by customer care and successfully attended to by Treasury Office by	OPEX	System generated quarterly Report signed off by CFO

	TOP LAYER SDBIP INDICATORS													
IDP-ID	**HIERARCHY (KPA\ STRATEGIC OBJECTIVE\ PROGRAMME)**	**PROJECT NAME/ DESCRIPTION**	**KEY PERFORMANCE INDICATOR**	**BASELINE**	**UOM**	**QUARTER 3 TARGET**	**ACTUAL**	**ACTUAL NOTES** (Target achieved)	**CHALLENGES/ REASONS FOR UNDER OR OVER-ACHIEVEMENT**	**CORRECTIVE MEASURES FOR UNACHIEVED TARGETS**	**EXPENDITURE TO DATE**	**ANNUAL TARGET 2025/ 2026** 30th June 2026	**ANNUAL BUDGET**	**PORTFOLIO OF EVIDENCE**
M_26	KPA 4: Good Governance and Public Participation\ Responsible, accountable, effective, and efficient corporate governance\ Auditor General	AG queries resolved	Percentage of AG queries resolved by Budget and Treasury Office (YTD)	93%	%	50%	58%	Out of 47 AG queries, 26 have been resolved, and 19 are in progress. (Target over-achieved)	The Directorate to prioritize resolving AG Queries in advance for compliance purposes.	None	OPEX	100% AG queries resolved by Budget and Treasury Office by 30th June 2026	OPEX	Summary of AG queries resolved signed by CAE and CFO
M_27	KPA 4: Good Governance and Public Participation\ Responsible, accountable, effective, and efficient corporate governance\ Auditor General	Internal Audit findings resolved	Percentage of Internal audit findings resolved by Budget and Treasury Office (YTD)	77%	%	80%	89%	Out of 9 IA findings, 8 have been resolved, and 1 has not been resolved. (Target over-achieved)	BTO has prioritized addressing internal Audit Findings every month.	None	OPEX	100% Internal audit findings resolved by Budget and Treasury Office by 30th June 2026	OPEX	Summary of IA queries resolved signed by CAE and CFO
M_28	KPA 4: Good Governance and Public Participation\ Responsible, accountable, effective, and efficient corporate governance\ Auditor General	Implementation of AC resolutions	Percentage of AC's resolutions implemented by Budget and Treasury Office (non-cumulative)	100%	%	100%	100%	Out of 13 AC resolutions, 12 have been implemented, and 1 is ongoing. (Target achieved)	None	None	OPEX	100% AC's resolutions implemented by Budget and Treasury Office by 30th June 2026	OPEX	Summary of AC Resolutions Implemented, Signed by CAE and CFO

	TOP LAYER SDBIP INDICATORS													
IDP-ID	**HIERARCHY (KPA\ STRATEGIC OBJECTIVE\ PROGRAMME)**	**PROJECT NAME/ DESCRIPTION**	**KEY PERFORMANCE INDICATOR**	**BASELINE**	**UOM**	**QUARTER 3 TARGET**	**ACTUAL**	**ACTUAL NOTES**	**CHALLENGES/ REASONS FOR UNDER OR OVER-ACHIEVEMENT**	**CORRECTIVE MEASURES FOR UNACHIEVED TARGETS**	**EXPENDITURE TO DATE**	**ANNUAL TARGET 2025/ 2026**	**ANNUAL BUDGET**	**PORTFOLIO OF EVIDENCE**
M_348	KPA 5: Financial Viability and Financial Management \ Enhance revenue and financial management \ Expenditure Management	Payment of Creditors	Percentage of creditors paid within 30 days by Budget and Treasury Office (non-cumulative)	100%	%	100%	98%	Out of 150 Payments, 149 were paid within 30 days and 1 was paid late. (Target not achieved)	Late submission of Invoices by Creditors/suppliers	Ensure that suppliers submit invoices on time.	OPEX	100% Creditors paid within 30 days by Budget and Treasury Office by 30th June 2026	OPEX	Payment Report signed by Manager Expenditure
M_654	KPA 4: Good Governance and Public Participation\ Responsible, accountable, effective, and efficient corporate governance\ Communication	Updating of Municipal website	Percentage on updating Municipal Website as per Sec 75 of the MFMA by Budget and Treasury Office	N100%	%	100%	100%	All reports were published on the Municipal website as per Sec 75 of the MFMA by BTO. Target Achieved	None	None	OPEX	100% Updating of Municipal Website as per Sec 75 of the MFMA by Budget and Treasury Office by 30th June 2026	OPEX	Calendar of Legislated Publications, Screenshots of Reports Published.
M_667	KPA 4: Good Governance and Public Participation\ Responsible, accountable, effective, and efficient corporate governance\ Risk Management	Risk mitigations implemented	Percentage of Risks mitigations implemented by Budget and Treasury Office (YTD)	100%	%	80%	82%	Out of 51 Risk Mitigations, 42 have been addressed, and 9 have not addressed. (Target over-achieved)	BTO has prioritized addressing risks mitigations every month.	None	OPEX	100% Risk mitigations implemented by Budget and Treasury Office by 30th June 2026	OPEX	Summary of Risks mitigations Implemented by CRO and CFO

	TOP LAYER SDBIP INDICATORS													
IDP-ID	**HIERARCHY (KPA\ STRATEGIC OBJECTIVE\ PROGRAMME)**	**PROJECT NAME/ DESCRIPTION**	**KEY PERFORMANCE INDICATOR**	**BASELINE**	**UOM**	**QUARTER 3 TARGET**	**ACTUAL**	**ACTUAL NOTES**	**CHALLENGES/ REASONS FOR UNDER OR OVER-ACHIEVEMENT**	**CORRECTIVE MEASURES FOR UNACHIEVED TARGETS**	**EXPENDITURE TO DATE**	**ANNUAL TARGET 2025/ 2026**	**ANNUAL BUDGET**	**PORTFOLIO OF EVIDENCE**
M_691	KPA 4: Good Governance and Public Participation\ Responsible, accountable, effective, and efficient corporate governance\ Audit Committee	Implementation of Council resolutions	Percentage of Council resolutions implemented by Budget and Treasury Office	100%	%	100%	100%	All 49 Council Resolutions implemented by Budget & Treasury Office. (Target achieved)	None	None	OPEX	100% Council resolutions implemented by Budget and Treasury Office by 30th June 2026	OPEX	Council Resolution Register

4.3. Corporate Support Services

Achievements

Administration and Secretariat

- 1 Ordinary Meeting on the 31st of March 2026 and 1 Meeting postponed on 26th of March 2026.
- 3 Council Meetings held this Quarter. 2 Ordinary meetings were held on the 29th of January 2026, 25th of March 2026, and the Special Meeting held on the 24th of February 2026.
- Out of 8 LLF resolutions, 7 resolutions were implemented, and 1 is ongoing.

Information and Communications Technology (ICT)

- 1 ICT Steering Committee Meeting coordinated and held on 27th of March 2026.
- All 4 ICT Steering Committee resolutions were implemented this Quarter.

Human Resources Management

- Employment Equity regulations are implemented.
- Out of 493 funded posts on the Organogram, 433 positions are filled, and 60 positions are vacant.
- Out of R 1 912 695.00, R 175 821.36 has been spent.
- Out of 38 positions, 33 positions are filled, and 5 positions are vacant.
- 2 EAP Programs held. 1 in-house Health Screening held on the 17th of March 2026, and 1 Financial Education held on the 20th of March 2026.
- Out of 433 employees, 320 employees have signed their Disclosure on Business Interest.

Legal Services

- 100% AC resolutions, resolutions, out of 13 AC resolutions, 9 have been implemented, 1 is ongoing, and 3 are not yet due.
- All 21 SLAs were drafted & reviewed within 7 working days of receipt of notice of appointment from the MM.

Challenges

- 0% AG queries, out of 2 AG queries, 1 has not yet started, and 1 is in progress.
- 43% IA findings, out of 10 IA findings, 3 have been resolved, 4 have not been resolved, 3 have not yet due, and 7 new findings have developed.
- 98% payment of creditors, out of 63 creditors paid within 30 days, 62 creditors paid within 30 days, and 1 not paid within 30 days.
- 75% Risks mitigations, out of 28 Risks mitigations, 21 addressed, and 7 not addressed.

The Corporate Support Services: out of the Twenty-seven (27) indicators, seven (7) achieved, seven (7) exceeded and five (5) performed below target, and eight (8) are not applicable. A score of 74% for the department has been achieved. and 1 project is in progress.

Indicators	Total number 27
Achieve Target	07
Exceeded	07
Over exceeded	0
Below Target	05
Unsatisfactory	0
Not applicable	08

The Departmental performance is depicted on the color-coded pie chart below:

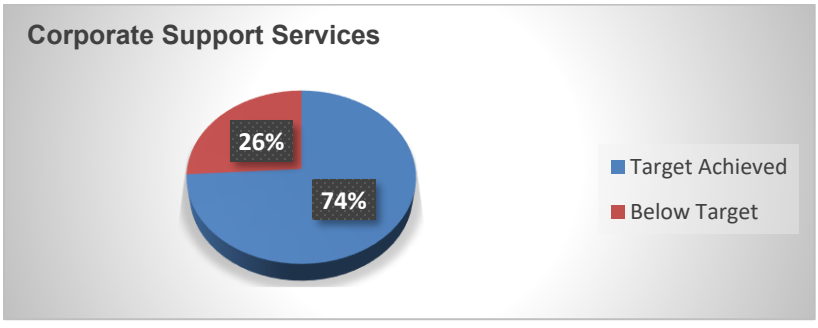

The detailed performance for the department follows:

	TOP LAYER SDBIP INDICATORS													
IDP-ID	**HIERARCHY (KPA\ STRATEGIC OBJECTIVE\ PROGRAMME)**	**PROJECT NAME/ DESCRIPTION**	**KEY PERFORMANCE INDICATOR**	**BASELINE**	**UOM**	**QUARTER 3 TARGET**	**ACTUAL**	**ACTUAL NOTES**	**CHALLENGES/ REASONS FOR UNDER- OR OVERACHIEVEMENT**	**CORRECTIVE MEASURES FOR UNACHIEVED TARGETS**	**EXPENDITURE TO DATE**	**ANNUAL TARGET 2025/ 2026**	**ANNUAL BUDGET**	**PORTFOLIO OF EVIDENCE**
ICT														
M_0034	KPA 4: Good Governance and Public Participation\ Responsible, accountable, effective and efficient corporate governance\ IT and Support	Convening ICT Steering committee meetings by corporate support department	Number of ICT Steering committee coordinated and held by corporate services department (YTD)	3	#	3	3	1 ICT Steering Committee Meeting coordinated and held on the 27th of March 2026 (Target achieved)	None	None	OPEX	4 ICT Steering committee coordinated and held by corporate services department by 30th June 2026	OPE X	Invitations, Agenda attendance Register
M_0034 A	KPA 4: Good Governance and Public Participation\ Responsible, accountable, effective and efficient corporate governance\ IT and Support	Implementation of ICT Steering Committee resolutions	Percentage of ICT Steering Committee resolutions relating to ICT implemented (non-cumulative)	100%	%	80%	100%	All 4 ICT Steering Committee resolutions were implemented this Quarter.	Improved communication and accountability mechanism within the forum.	None	OPEX	80% ICT Steering Committee resolutions relating to ICT implemented by 30th June 2026	OPEX	ICT Steering committee resolution register
M_135	KPA 4: Good Governance and Public Participation\ Responsible, accountable, effective and efficient corporate governance\ IT and Support	Disaster Recovery	Number of ICT Disaster Recovery site tests conducted (YTD)	1	#	N/A	N/A	Target is not applicable for the quarter	N/A	N/A	OPEX	2 Disaster Recovery site tests conducted by 30th June 2026	OPEX	Attendance Register, Disaster Recovery site test Report.
HUMAN RESOURCES														
M-18	KPA 6: Transformation and Organisational	Minimum competency requirements	Percentage of municipal new personnel	100%	%	100%	100%	2 new appointed personnel enrolled for	None	None	OPEX	100% municipal new personnel	OPEX	MFMP proof of enrolment

	TOP LAYER SDBIP INDICATORS													
IDP-ID	HIERARCHY (KPA\ STRATEGIC OBJECTIVE\ PROGRAMME)	PROJECT NAME/ DESCRIPTION	KEY PERFORMANCE INDICATOR	BASELINE	UOM	QUARTER 3 TARGET	ACTUAL	ACTUAL NOTES	CHALLENGES/ REASONS FOR UNDER- OR OVERACHIEVEMENT	CORRECTIVE MEASURES FOR UNACHIEVED TARGETS	EXPENDITURE TO DATE	ANNUAL TARGET 2025/ 2026	ANNUAL BUDGET	PORTFOLIO OF EVIDENCE
	Development\ Improve functionality, performance, and professionalism\ Training and Development.	for relevant staff	appointed and enrolled to meet the minimum competency requirements (non-cumulative)					MFMP this quarter. (Target achieved)				appointed and enrolled to meet the minimum competency requirements by 30th June 2026		
M_0032	KPA 6: Transformation and Organisational Development\ Improve functionality, performance, and professionalism\ Training and Development.	Appointment Staff members	Percentage of vacancy rate (YTD)	14%	%	14%	12%	Out of 493 funded posts on the Organogram, 433 positions are filled, and 60 positions are vacant. (Target over-achieved)	Management managed to fill most of the prioritized critical positions.	None	OPEX	14% of vacancy rate by 30th June 2026	OPEX	Appointment letters and / updated organisational structure. Summary report of the vacancy Rate percentage
M_212	KPA 6: Transformation and Organisational Development\ Improve functionality, performance, and professionalism\ Training and Development	Development and submission of Works Skills Plan and Training Report to LGSETA	Number of Workplace Skills Plan and Annual Training Report Submitted to LGSETA	1	#	N/A	N/A	Target is not applicable for the quarter	N/A	N/A	OPEX	1 Workplace Skills Plan and Annual Training Report Submitted to LGSETA by 30th June 2026	OPEX	Submitted WSP and Annual training Report, Acknowledgement of receipt from LGSTA
M_212B	KPA 6: Transformation and Organisational Development\	Implementation of work skills plan	Percentage of total municipality's budget spent on	94%	%	60%	91%	Out of R 1 912 695.00, R 175 821.36 has been spent.	Over-achievement for this Quarter was due to the	None	OPEX	100% of Municipal budget spent on implementi	OPEX	BTO Expenditure Report on municipal

	TOP LAYER SDBIP INDICATORS													
IDP-ID	HIERARCHY (KPA\ STRATEGIC OBJECTIVE\ PROGRAMME)	PROJECT NAME/ DESCRIPTION	KEY PERFORMANCE INDICATOR	BASELINE	UOM	QUARTER 3 TARGET	ACTUAL	ACTUAL NOTES	CHALLENGES/ REASONS FOR UNDER- OR OVERACHIEVEMENT	CORRECTIVE MEASURES FOR UNACHIEVED TARGETS	EXPENDITURE TO DATE	ANNUAL TARGET 2025/ 2026	ANNUAL BUDGET	PORTFOLIO OF EVIDENCE
	Improve functionality, performance, and professionalism\ Training and Development		implementing its workplace skills plan (YTD)					(Target over-achieved)	enrolment of the MFMP programme for Compliant Personnel.			ng workplace skills plan by 30th June 2026		budget spent.
M_404	KPA 6: Transformation and Organisational Development\ Improve functionality, performance, and professionalism\ Human Resource Management	Appointment of people from employment equity groups employed in the three highest levels of management	Number of people from employment equity groups employed in the three highest levels of management (YTD)	29	#	29	33	Out of 38 positions, 33 positions are filled, and 5 positions are vacant. (Target over-achieved)	The target is Overachieved due to the need to fill critical positions.	None	OPEX	29 people from employment equity groups employed in the three highest levels of management by 30th June 2026	OPEX	Updated organizational structure and / appointment letters for the quarter
M_672	KPA 6: Transformation and Organisational Development\ Improve functionality, performance, and professionalism\ Labour Relations and EAP	Conduct Employee Wellness programs/ workshops	Number of EAP programs/ workshops conducted (YTD)	8	#	6	6	2 EAP Programs held. 1 in-house Health Screening was held on the 17th of March 2026, and 1 Financial Education held on the 20th of March 2026.	None	None	OPEX	8 EAP programs/ workshops conducted by 30th June 2026	OPEX,	Invitation, attendance register.
M_672B	KPA 6: Transformation and Organisational Development\ Improve	Disclosure of business interest by employees	Percentage of Employee Disclosures on business interest (YTD)	N/A	%	55%	74%	Out of 433 employees, 320 employees have signed their	Management has been more proactive and commenced with the	None	OPEX	100% Employee Disclosures on business interest by	OPEX	Summary and Employee list

	TOP LAYER SDBIP INDICATORS													
IDP-ID	**HIERARCHY (KPA\ STRATEGIC OBJECTIVE\ PROGRAMME)**	**PROJECT NAME/ DESCRIPTION**	**KEY PERFORMANCE INDICATOR**	**BASELINE**	**UOM**	**QUARTER 3 TARGET**	**ACTUAL**	**ACTUAL NOTES**	**CHALLENGES/ REASONS FOR UNDER- OR OVERACHIEVEMENT**	**CORRECTIVE MEASURES FOR UNACHIEVED TARGETS**	**EXPENDITURE TO DATE**	**ANNUAL TARGET 2025/ 2026**	**ANNUAL BUDGET**	**PORTFOLIO OF EVIDENCE**
	functionality, performance, and professionalism\ Labour Relations and EAP							Disclosure on Business Interest. (Target over-achieve)	processes effectively in 2023/ 24 FY.			30th June 2026		
M_678	KPA 6: Transformation and Organisational Development\ Improve functionality, performance, and professionalism\ Labour Relations and EAP	Sitting of LLF meetings	Number of LLF meetings conducted by CSS (YTD)	4	#	5	5	1 LLF Ordinary Meeting on the 31st of March 2026 and 1 Meeting postponed on 26th of March 2026. (Target achieved)	None	None	OPEX	6 LLF meetings conducted by CSS by 30th June 2026	OPEX	Invite, Attendance Register,
M_678B	KPA 6: Transformation and Organisational Development\ Improve functionality, performance, and professionalism\ Labour Relations and EAP	Implementation of LLF resolutions by the coordinating department	Percentage of LLF resolutions implemented by CSS	89%	%	80%	88%	Out of 8 LLF resolutions, 7 resolutions implemented, and 1 on-going. (Target over-achieved)	Effective collaboration and commitment from all stakeholders coupled with strong leadership and consistent follow-up on action plans resulting in the overachievement of LLF resolution register compliance and workplace safety.	None	OPEX	80% Resolutions implemented by 30th June 2026	OPEX	Resolution register

	TOP LAYER SDBIP INDICATORS													
IDP-ID	**HIERARCHY (KPA\ STRATEGIC OBJECTIVE\ PROGRAMME)**	**PROJECT NAME/ DESCRIPTION**	**KEY PERFORMANCE INDICATOR**	**BASELINE**	**UOM**	**QUARTER 3 TARGET**	**ACTUAL**	**ACTUAL NOTES**	**CHALLENGES/ REASONS FOR UNDER- OR OVERACHIEVEMENT**	**CORRECTIVE MEASURES FOR UNACHIEVED TARGETS**	**EXPENDITURE TO DATE**	**ANNUAL TARGET 2025/ 2026**	**ANNUAL BUDGET**	**PORTFOLIO OF EVIDENCE**
M_680	KPA 6: Transformation and Organisational Development\ Improve functionality, performance and professionalism\ Occupational health and Safety	Conduct Occupational Health Safety audit in the Municipal Space	Number of OHS audits in the Municipal Space conducted (non-cumulative)	1	#	N/A	N/A	Target is not applicable for the quarter	N/A	N/A	OPEX	1 OHS audit in the Municipal Space conducted by 30th June 2026	OPEX	Quarterly audit reports signed off by Director CSS
LHR_02	KPA 6: Transformation and Organisational Development\ Improve functionality, performance and professionalism\ Occupational health and Safety	Implementation of staff regulations	Percentage of employees with signed performance agreements (non-cumulative)	100%	%	N/A	N/A	Target is not applicable for the quarter	N/A	N/A	OPEX	100% employees with signed performance agreements by 30th June 2026	OPEX	Copies of signed agreements
LEGAL SERVICES														
M_136	KPA 4: Good Governance and Public Participation\ Responsible, accountable, effective, and efficient corporate governance\ Legal Services	Drafting of service level agreements	Percentage of Service Level Agreements (SLAs) drafted/or reviewed within 7 working days of receipt of notice of appointment	100%	%	100%	100%	All 21 SLAs were drafted & reviewed within 7 working days of receipt of notice of appointment from the MM. (Target achieved)	None	None	OPEX	100% Service Level Agreements (SLAs) drafted/or reviewed within 7 working days of receipt of notice of	OPEX	Register indicating the date of request of drafting/review of SLA to date of SLA completion. Copies of

	TOP LAYER SDBIP INDICATORS													
IDP-ID	**HIERARCHY (KPA\ STRATEGIC OBJECTIVE\ PROGRAMME)**	**PROJECT NAME/ DESCRIPTION**	**KEY PERFORMANCE INDICATOR**	**BASELINE**	**UOM**	**QUARTER 3 TARGET**	**ACTUAL**	**ACTUAL NOTES**	**CHALLENGES/ REASONS FOR UNDER- OR OVERACHIEVEMENT**	**CORRECTIVE MEASURES FOR UNACHIEVED TARGETS**	**EXPENDITURE TO DATE**	**ANNUAL TARGET 2025/ 2026**	**ANNUAL BUDGET**	**PORTFOLIO OF EVIDENCE**
			from Municipal Manager (non-cumulative)									appointment from Municipal Manager by 30th June 2026		drafted/reviewed SLAs
M_653A	KPA 4: Good Governance and Public Participation\ Responsible, accountable, effective, and efficient corporate governance\ Legal Services	Compilation of By-laws	Number of By-laws Gazette by end of Financial Year (non-cumulative)	0	#	N/A	N/A	Target is not applicable for the quarter	N/A	N/A	OPEX	1 By-laws Gazette by 30th June 2026	OPEX	Copy of a gazetted by-law
ADMIN														
M_655	KPA 4: Good Governance and Public Participation\ Responsible, accountable, effective, and efficient corporate governance\ Governance and Administration	Sitting of Council meetings	Number of Council meetings conducted (YTD)	20	#	5	10	3 Council Meetings held this Quarter. 2 Ordinary meetings were held on the 29th of January 2026, 25th of March 2026, and the Special Meeting held on the 24th of February 2026. (Target over-achieved)	The target was over-achieved due to Special meetings that were conducted.	None	OPEX	6 Council meetings conducted by 30th June 2026	OPEX	Invitations. Attendance register, Meeting Schedule/Calendar
COMPLIANCE KPI'S														
M_23	KPA 4: Good Governance and Public	Complaints received on	Percentage of complaints received on	90%	%	100%	N/A	No Complaints received on	N/A	N/A	OPEX	100% complaints received on	OPEX	System generated quarterly

	TOP LAYER SDBIP INDICATORS													
IDP-ID	**HIERARCHY (KPA\ STRATEGIC OBJECTIVE\ PROGRAMME)**	**PROJECT NAME/ DESCRIPTION**	**KEY PERFORMANCE INDICATOR**	**BASELINE**	**UOM**	**QUARTER 3 TARGET**	**ACTUAL**	**ACTUAL NOTES**	**CHALLENGES/ REASONS FOR UNDER- OR OVERACHIEVEMENT**	**CORRECTIVE MEASURES FOR UNACHIEVED TARGETS**	**EXPENDITURE TO DATE**	**ANNUAL TARGET 2025/ 2026**	**ANNUAL BUDGET**	**PORTFOLIO OF EVIDENCE**
	Participation\ Responsible, accountable, effective, and efficient corporate governance\ IT and Support	the Electronic System	the electronic system by customer care and successfully attended to by Corporate Support Services (non-cumulative)					the Electronic System for Corporate Support Services				the electronic system by customer care and successfully attended to by Corporate Support Services by 30th June 2026		Report signed off by Director CSS
M_26	KPA 4: Good Governance and Public Participation\ Responsible, accountable, effective, and efficient corporate governance\ Auditor General	AG queries resolved	Percentage of AG queries resolved by Corporate Support Services (YTD)	66%	%	50%	0%	Out of 2 AG queries, 1 has not yet started, and 1 is in progress. (Target not achieved)	The Cellphone allowance policy has been amended/reviewed as per the recommendations by AG. Management in partnership with labor are currently working resolving the issues around overtime.	Arrange a special LLF meeting to present the reviewed cellphone allowance policy. Management to fast-track engagements with labor.	OPEX	100% AG queries resolved by Corporate Support Services by 30th June 2026	OPEX	Summary of AG queries resolved signed by CAE and Director CSS
M_27	KPA 4: Good Governance and Public Participation\ Responsible, accountable, effective, and efficient corporate governance\	Internal Audit findings resolved	Percentage of Internal audit findings resolved by Corporate Support Services (YTD)	74%	%	80%	43%	Out of 10 IA findings, 3 have been resolved, 4 have not been resolved, 3 not yet due, and 7 new findings have developed.	Appointment letters for cleaners were reviewed and currently awaiting approval. The Municipal code of conduct was also reviewed	Submit the reviewed letters to the office of the Accounting Officer for approval. Arrange a special LLF meeting to present the	OPEX	100% Internal audit findings resolved by Corporate Support Services by 30th June 2026	OPEX	Summary of IA queries resolved signed by CAE and Director CSS

	TOP LAYER SDBIP INDICATORS													
IDP-ID	**HIERARCHY (KPA\ STRATEGIC OBJECTIVE\ PROGRAMME)**	**PROJECT NAME/ DESCRIPTION**	**KEY PERFORMANCE INDICATOR**	**BASELINE**	**UOM**	**QUARTER 3 TARGET**	**ACTUAL**	**ACTUAL NOTES**	**CHALLENGES/ REASONS FOR UNDER- OR OVERACHIEVEMENT**	**CORRECTIVE MEASURES FOR UNACHIEVED TARGETS**	**EXPENDITURE TO DATE**	**ANNUAL TARGET 2025/ 2026**	**ANNUAL BUDGET**	**PORTFOLIO OF EVIDENCE**
	Auditor General							(Target not achieved)	to align with the Municipal Systems Act and is currently awaiting presentation at the LLF. Management is currently awaiting budget to continue with the clocking system for the purpose of managing time & attendance.	Code of Conduct. Resuscitate the Municipal clocking system.				
M_28	KPA 4: Good Governance and Public Participation\ Responsible, accountable, effective, and efficient corporate governance\ Auditor General	Implementation of AC resolutions	Percentage of AC's resolutions implemented by Corporate Support Services (non-cumulative)	54%	%	100%	100%	Out of 13 AC resolutions, 9 have been implemented, 1 is ongoing, and 3 are not yet due. (Target not achieved)	None	None	OPEX	100% AC's resolutions implemented by Corporate Support Services by 30th June 2026	OPEX	Summary of AC Resolutions Implemented, Signed by CAE and Director CSS
M_348	KPA 5: Financial Viability and Financial Management\ Enhance revenue and financial management\ Expenditure Management	Payment of Creditors	Percentage of creditors paid within 30 days by Corporate Support Services (non-cumulative)	97%	%	100%	98%	Out of 63 creditors paid within 30 days, 62 creditors paid within 30 days, and 1 not paid within 30 days.	Late submission of invoices from suppliers.	Enforce suppliers to submit invoices on time to avoid delays.	OPEX	100% Creditors paid within 30 days by Corporate Support Services by 30th June 2026	OPEX	Payment Report signed by Manager Expenditure

	TOP LAYER SDBIP INDICATORS													
IDP-ID	HIERARCHY (KPA\ STRATEGIC OBJECTIVE\ PROGRAMME)	PROJECT NAME/ DESCRIPTION	KEY PERFORMANCE INDICATOR	BASELINE	UOM	QUARTER 3 TARGET	ACTUAL	ACTUAL NOTES	CHALLENGES/ REASONS FOR UNDER- OR OVERACHIEVEMENT	CORRECTIVE MEASURES FOR UNACHIEVED TARGETS	EXPENDITURE TO DATE	ANNUAL TARGET 2025/ 2026	ANNUAL BUDGET	PORTFOLIO OF EVIDENCE
								(Target not achieved)						
M_667	KPA 4: Good Governance and Public Participation\ Responsible, accountable, effective, and efficient corporate governance\ Risk Management	Risk mitigations implemented	Percentage of Risks mitigations implemented by Corporate Support Services (YTD)	84%	%	80%	75%	Out of 28 Risks mitigations, 21 addressed, and 7 not addressed. (Target not achieved)	The HR department was not allocated budget for the development of a Municipal HR Strategy. The IT department is currently awaiting the completion of the strong room to commence with the relocation of the server room. The HR department could not address all the mitigations around the PMDS risk on the strategic risk register due to the lack of capacity in the department.	The HR department, in partnership with SALGA, are currently busy with the development of an HR strategy with no costs. A tender for the relocation of the server room has been advertised currently at the evaluation committee, and the infrastructure department is busy with the installation of a lift in the strong room. Management to fast-track the appointment of a PMDS officer.	OPEX	100% Risk mitigations implemented by Corporate Support Services by 30th June 2026	OPEX	Summary of Risks Mitigations Implemented signed by CRO and Director CSS
M_691	KPA 4: Good Governance and Public Participation\ Responsible, accountable,	Implementation of Council resolutions	Percentage of Council resolutions implemented by Corporate	100%	%	100%	100%	All 23 Council resolutions implemented by Corporate Support Services.	None	None	OPEX	100% Council resolutions implemented by Corporate Support Services by	OPEX	Council Resolution Register

	TOP LAYER SDBIP INDICATORS													
IDP-ID	**HIERARCHY (KPA\ STRATEGIC OBJECTIVE\ PROGRAMME)**	**PROJECT NAME/ DESCRIPTION**	**KEY PERFORMANCE INDICATOR**	**BASELINE**	**UOM**	**QUARTER 3 TARGET**	**ACTUAL**	**ACTUAL NOTES**	**CHALLENGES/ REASONS FOR UNDER- OR OVERACHIEVEMENT**	**CORRECTIVE MEASURES FOR UNACHIEVED TARGETS**	**EXPENDITURE TO DATE**	**ANNUAL TARGET 2025/ 2026**	**ANNUAL BUDGET**	**PORTFOLIO OF EVIDENCE**
	effective, and efficient corporate governance\ Audit Committee		Support Services (non-cumulative)					(Target achieved)				30th June 2026		
PROJECTS UNDER CORPORATE SUPPORT SERVICES														
CSS_2	Responsible, Accountable, Effective and Efficient Corporate Governance	IT equipment's	Percentage of IT equipment's procured (YTD)	100%	%	N/A	N/A	Target is not applicable for the quarter	N/A	N/A	R 433 500	100% IT equipment's procured by 30th September 2025	R 800 000 LLM	Adverts, Appointment letter or issued order, Delivery Note or payment voucher.
CSS_6	Responsible, Accountable, Effective and Efficient Corporate Governance /Friendly and conducive working environment	Office equipment and furniture	Percentage of Furniture and office equipment procured (YTD)	100%	%	N/A	N/A	Target is not applicable for the quarter	N/A	N/A	R 300 000	100% Office equipment and furniture procured by 31st December 2025	R 300 000 LLM	Tender adverts, Appointment letter or issued order, Delivery Note or payment voucher.
CSS_7	Responsible, Accountable, Effective and Efficient Corporate Governance	Relocation of Server	Number of Server rooms Relocated.	New project	#	Procurement of new Server racks	New Server racks not procured	The project was advertised on the 11th of February 2026 and closed on the 11th of March 2026. (Target not achieved)	The room that we need to relocate the server room too is still occupied by the Records Unit, while awaiting the completion of the Municipal strong room.	To fast-track the appointment of the service provider for the relocation of the server room, and in partnership with the Infrastructure Department to fast-track the completion of	R 426 670	1 Delivery and Installation of new Server racks by 30th June 2026	R 3 500 000 LLM (Multi-year)	Adverts, Appointment letter, delivery note

	TOP LAYER SDBIP INDICATORS													
IDP-ID	HIERARCHY (KPA\ STRATEGIC OBJECTIVE\ PROGRAMME)	PROJECT NAME/ DESCRIPTION	KEY PERFORMANCE INDICATOR	BASELINE	UOM	QUARTER 3 TARGET	ACTUAL	ACTUAL NOTES	CHALLENGES/ REASONS FOR UNDER- OR OVERACHIEVEMENT	CORRECTIVE MEASURES FOR UNACHIEVED TARGETS	EXPENDITURE TO DATE	ANNUAL TARGET 2025/ 2026	ANNUAL BUDGET	PORTFOLIO OF EVIDENCE
										the strong room.				

4.4. Social Services

Achievements

Traffic

- 47 speed checks were conducted on municipal roads by municipal traffic officers in the 3rd quarter of 2025/ 26 FY.
- 3 law enforcement joint operations held with Sector Departments, SAPS, and Provincial Traffic Department in the 3rd quarter of 2025/ 26 FY.
- 12 Traffic stops and checks conducted in the 3rd quarter of 2025/ 26 FY.

Registration and Licensing

- 1 Transport Forum meetings conducted on the 31st of March 2026.

Waste Management

- 12 waste education and awareness campaigns conducted in the 3rd quarter of 2025/ 26 FY.
- The municipality has the approved integrated waste management plan that was endorsed by the MEC of Limpopo Department of Economic Development, Environment and Tourism in November 2024. In implementing the integrated waste management plan, 12 waste education and awareness campaigns were conducted, 33 villages are provided with Roll-on Roll-off bins for collection of waste, and 11 690 urban households have access to refuse removal.

Parks

- 2.8 hectares of invasive plant species removed in the 3rd quarter of 2025/ 26 FY.
- All 15 parks were maintained.
- 6 Cemeteries maintained.

Libraries

- Thusong Centre services campaigns, Community Library awareness campaigns, and Library campaigns were all conducted.
- 100% Internal Audit findings addressed. Out of 6 IA findings, 6 have been resolved, and 1 new finding.
- 85% Risks mitigations addressed, out of 26 Risks mitigations, 22 resolved, and 4 not addressed.

Challenges

- Testing of Driver's and Learnership license is still a challenge due to suspended officials.
- 0% AG queries. Out of 1 AG queries, 1 is in progress.
- 3 rural villages with access to refuse removal services through a roll-on, roll-off system.

Social Services Department: Out of the Twenty-eight (28) indicators, twelve (12) achieved, seven (7) exceeded and four (4) performed below target, and five (5) are not applicable. A score of 83% for the department is achieved.

Indicators	Total number 28
Achieved Target	12
Exceeded Target	07
Over Exceeded Target	0
Below Target	04
Unsatisfactory	0
Not applicable	05

The Departmental performance is depicted on the color-coded pie chart below:

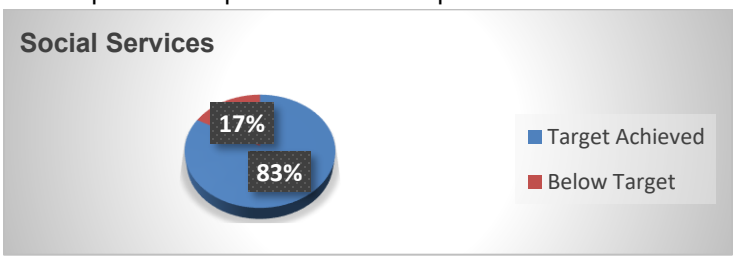

The detailed performance for the department follows:

	TOP LAYER SDBIP INDICATORS													
IDP-ID	**HIERARCHY (KPA\ STRATEGIC OBJECTIVE\ PROGRAMME)**	**PROJECT NAME/ DESCRIPTION**	**KEY PERFORMANCE INDICATOR**	**BASELINE**	**UOM**	**QUARTER 3 TARGET**	**ACTUAL**	**ACTUAL NOTES**	**CHALLENGES/ REASONS FOR UNDER- OR OVERACHIEVEMENT**	**CORRECTIVE MEASURES FOR UNACHIEVED TARGETS**	**EXPENDITURE TO DATE**	**ANNUAL TARGET 2025/ 2026**	**ANNUAL BUDGET**	**PORTFOLIO OF EVIDENCE**
PARKS														
M_170	KPA 2: Service Delivery and Infrastructure Development\ Protect the environment and improve community well-being\ Environmental Management	Removal of Invasive tree species	Number of hectares where invasive plant species are removed in the Municipal area	3.96	#	2,5 hectares of invasive plant species removed	2,8 hectares of invasive plant species removed	2,8 hectares of invasive plant species removed. (Target over-achieved)	Additional resources were sourced from other divisions and directorates	None	OPEX	10 hectares of invasive plant species removed by 30th June 2026	OPEX	Pictures of before and after Area pictures
M_171	KPA 2: Service Delivery and Infrastructure Development\ Protect the environment and improve community well-being\ Environmental Management	Maintenance Of Parks	Number of Parks maintained (non-cumulative)	15	#	15 Parks maintained	15 Parks maintained	15 Parks were maintained in 3rd quarter. (Target achieved)	None	None	OPEX	15 parks maintenance by 30th June 2026	OPEX	Activity schedule reflecting the dates/ Attendance Register, Log sheet
M_370	KPA 2: Service Delivery and Infrastructure Development\ Protect the environment and improve community well-being\ Environmental Management	Maintenance of Cemeteries	Number of Cemeteries maintained (non-cumulative)	6	#	6	6	6 cemeteries maintained in 3rd quarter. (Target achieved)	None	None	OPEX	6 Cemeteries maintained by 30th June 2026	OPEX	Activity schedule reflecting the dates/days for maintenance activity, Attendance Register, Log sheet
WASTE														

	TOP LAYER SDBIP INDICATORS													
IDP-ID	HIERARCHY (KPA\ STRATEGIC OBJECTIVE\ PROGRAMME)	PROJECT NAME/ DESCRIPTION	KEY PERFORMANCE INDICATOR	BASELINE	UOM	QUARTER 3 TARGET	ACTUAL	ACTUAL NOTES	CHALLENGES/ REASONS FOR UNDER- OR OVERACHIEVEMENT	CORRECTIVE MEASURES FOR UNACHIEVED TARGETS	EXPENDITURE TO DATE	ANNUAL TARGET 2025/ 2026	ANNUAL BUDGET	PORTFOLIO OF EVIDENCE
M-250	KPA 2: Service Delivery and Infrastructure Development\ Protect the environment and improve community well-being\ Waste Management	Refuse Removal on Urban area	Number of urban households with access to weekly refuse removal (non-cumulative)	11 450	#	11 450	11690	11 690 urban households with access to weekly refuse removal (non-cumulative). (Target over-achieved)	Sectional schemes are included in the list.	None	OPEX	11 450 urban households with access to weekly refuse removal by 30th June 2026	OPEX	Billing list
M_702	KPA 2: Service Delivery and Infrastructure Development\ Protect the environment and improve community well-being\ Environmental Management	Conducting Waste Education awareness campaigns	Number of Waste Education awareness campaigns conducted (non-cumulative)	36	#	12	12	12x Waste Education awareness campaigns conducted for this quarter. (Target achieved)	None	None	OPEX	48 Waste Education awareness campaigns conducted by 30th June 2026	OPEX	Attendance registers, Notice, or Invitation
M_708	KPA2: Service Delivery and Infrastructure Development\ Protect the environment and improve community well-being\ Waste Management	Refuse Removal on Rural villages	Number of rural villages with access to refuse removal services through roll-on, roll-off system quarterly (non-cumulative)	23	#	33	3	3 rural villages with access to refuse removal services through a roll-on, roll-off system. (Target not achieved)	Waste was collected in 3 villages out of 33 villages due to the impact of recycling and the mechanical breakdown of the truck.	Bins are reported as when they are reported to be full.	OPEX	33 rural villages with access to refuse removal services through roll-on, roll-off system quarterly by 30th June 2026	OPEX	List of Villages, Log sheet,
LIBRARY														
M_LIB1	KPA 2: Service Delivery and Infrastructure Development\	Conducting Thusong Centre services campaigns for communities	Number of Thusong Centre services campaigns for	3	#	3	3	1 Thusong Centre Services campaigns for	None	None	OPEX	4 Thusong Centre services campaigns for	OPEX	Attendance registers, Presentation,

	TOP LAYER SDBIP INDICATORS													
IDP-ID	HIERARCHY (KPA\ STRATEGIC OBJECTIVE\ PROGRAMME)	PROJECT NAME/ DESCRIPTION	KEY PERFORMANCE INDICATOR	BASELINE	UOM	QUARTER 3 TARGET	ACTUAL	ACTUAL NOTES	CHALLENGES/ REASONS FOR UNDER- OR OVERACHIEVEMENT	CORRECTIVE MEASURES FOR UNACHIEVED TARGETS	EXPENDITURE TO DATE	ANNUAL TARGET 2025/ 2026	ANNUAL BUDGET	PORTFOLIO OF EVIDENCE
	Protect the environment and improve community well-being\ Library Services		communities (YTD)					communities conducted on the 13th of March 2026 (Target achieved)				communities by 30th June 2026		Notice, or Invitation
M_LIB2	KPA 2: Service Delivery and Infrastructure Development\ Protect the environment and improve community well-being\ Library Services	Conducting Community Library awareness campaigns	Number of Community Library awareness campaigns conducted (YTD)	3	#	3	3	1 Community Library awareness campaigns conducted on the 20th of January 2026. (Target achieved)	None	None	OPEX	4 Community Library awareness campaigns conducted by 30th June 2026	OPEX	Invitations, agenda, attendance register, Presentation
M_172	KPA 2: Service Delivery and Infrastructure Development\ Protect the environment and improve community well-being\ Library Services	Conducting Library campaigns	Number of Library campaigns conducted (YTD)	3	#	3	3	1 Library campaigns conducted	None	None	OPEX	4 Library campaigns conducted by 30th June 2026	OPEX	Attendance registers, Presentation, Notice, or Invitation
						REGISTRY/ LICENSING								
M_RG1	KPA 2: Service Delivery and Infrastructure Development\ Protect the environment and improve community	Testing for driver's license	Average turn-around time between application for driver's license and actual testing (non-cumulative)	1 Week	# weeks	2 Weeks	N/A	No applications were received, and Tests for a driver's license could not be done due to the	N/A	N/A	OPEX	2 Weeks' average turn-around time between application for driver's license and actual testing by	OPEX	Summary of Driver's license registers reflecting date of application, date of test and

	TOP LAYER SDBIP INDICATORS													
IDP-ID	HIERARCHY (KPA\ STRATEGIC OBJECTIVE\ PROGRAMME)	PROJECT NAME/ DESCRIPTION	KEY PERFORMANCE INDICATOR	BASELINE	UOM	QUARTER 3 TARGET	ACTUAL	ACTUAL NOTES	CHALLENGES/ REASONS FOR UNDER- OR OVERACHIEVEMENT	CORRECTIVE MEASURES FOR UNACHIEVED TARGETS	EXPENDITURE TO DATE	ANNUAL TARGET 2025/ 2026	ANNUAL BUDGET	PORTFOLIO OF EVIDENCE
	well-being\ Registry.							suspensions of officials				30th June 2026		calculation of turnaround time (sampling)
M_RG2	KPA 2: Service Delivery and Infrastructure Development\ Protect the environment and improve community well-being\ Registry.	Conducting Transport Forum meetings	Number of Transport Forum meetings conducted (YTD)	3	#	3	3	1 Transport Forum meetings conducted on the 31st of March 2026. (Target achieved)	None	None	OPEX	4 Transport Forum meetings conducted by 30th June 2026	OPEX	Invitations, agenda, attendance register, minutes
M_395	KPA 2: Service Delivery and Infrastructure Development\ Protect the environment and improve community well-being\ Registry.	Testing for leaner's license	Average turn-around time between application and testing of applicants for leaner's license (non-cumulative)	1 Week	# weeks	2 Weeks	N/A	No applications were received, and Tests for a learner's license could not be done due to the suspension of officials	N/A	N/A	OPEX	2 Weeks average turn-around time between application and testing of applicants for leaner's license by 30th June 2026	OPEX	Summary of Learners license registers reflecting date of application, date of test and calculation of turnaround time (sampling
							TRAFFIC							
M_703	KPA 2: Service Delivery and Infrastructure Development\ Protect the environment	Conduct Speed-checks operations	Number of Speed-checks operations conducted (YTD)	115	#	120	161	47x Speed-checks operations conducted for this quarter.	All speed measuring machines are functional, hence the additional speed checks	None	OPEX	160 Speed-checks operations conducted by 30th June 2026	OPEX	Speed checks register.

	TOP LAYER SDBIP INDICATORS													
IDP-ID	HIERARCHY (KPA\ STRATEGIC OBJECTIVE\ PROGRAMME)	PROJECT NAME/ DESCRIPTION	KEY PERFORMANCE INDICATOR	BASELINE	UOM	QUARTER 3 TARGET	ACTUAL	ACTUAL NOTES	CHALLENGES/ REASONS FOR UNDER- OR OVERACHIEVEMENT	CORRECTIVE MEASURES FOR UNACHIEVED TARGETS	EXPENDITURE TO DATE	ANNUAL TARGET 2025/ 2026	ANNUAL BUDGET	PORTFOLIO OF EVIDENCE
	and improve community well-being\ Road Safety / Law Enforcement							(Target over-achieved)						
M_704	KPA 2: Service Delivery and Infrastructure Development\ Protect the environment and improve community well-being\ Road Safety / Law Enforcement	Law enforcement joint operations	Number of Law Enforcement operations conducted (YTD)	14	#	9	17	3x Law Enforcement operations conducted for this quarter. (Target over-achieved)	More roadblocks were conducted in January.	None	OPEX	12 Law Enforcement operations conducted by 30th June 2026	OPEX	Stop & check register, attendance register
M_777	KPA 2: Service Delivery and Infrastructure Development\ Protect the environment and improve community well-being\ Road Safety / Law Enforcement	Traffic stops and checks	Number of Traffic Stops and checks conducted (YTD)	38	#	36	39	12x Traffic Stops and checks conducted for this quarter. (Target over-achieved)	More roadblocks were conducted in January.	None	OPEX	48 Traffic Stops and checks conducted by 30th June 2026	OPEX	Weekly Reports.
							COMPLIANCE KPI'S							
M_23	KPA 4: Good Governance and Public Participation\ Responsible, accountable,	Complaints received on the Electronic System	Percentage of complaints received on the electronic system by customer care	23%	%	100%	N/A	No Complaints received on the Electronic System for	N/A	N/A	OPEX	100% complaints received on the electronic system by	OPEX	System generated quarterly Report signed off

	TOP LAYER SDBIP INDICATORS													
IDP-ID	**HIERARCHY (KPA\ STRATEGIC OBJECTIVE\ PROGRAMME)**	**PROJECT NAME/ DESCRIPTION**	**KEY PERFORMANCE INDICATOR**	**BASELINE**	**UOM**	**QUARTER 3 TARGET**	**ACTUAL**	**ACTUAL NOTES**	**CHALLENGES/ REASONS FOR UNDER- OR OVERACHIEVEMENT**	**CORRECTIVE MEASURES FOR UNACHIEVED TARGETS**	**EXPENDITURE TO DATE**	**ANNUAL TARGET 2025/ 2026**	**ANNUAL BUDGET**	**PORTFOLIO OF EVIDENCE**
	effective, and efficient corporate governance\ IT and Support		and successfully attended to by Social Services (non-cumulative)					Social Services.				customer care and successfully attended to by Social Services by 30th June 2026		by Director SS
M_26	KPA 4: Good Governance and Public Participation\ Responsible, accountable, effective, and efficient corporate governance\ Auditor General	AG queries resolved	Percentage of AG queries resolved by Social Services (YTD)	100%	%	50%	0%	Out of 1 AG queries, 1 is in progress. (Target not achieved)	Meeting with provincial and district air quality officers on the 18th of February 2026 regarding the signing of the MOU. The District Municipality has a different view regarding the signing of the MOU, as it indicated that it is the function of the Local Municipality. The District Municipality indicated that they would write a letter to the Municipality clearly outlining the Air Quality functions of the local authority.	The District Municipality is to send the letter to Lephalale Local Municipality before the 15th of April 2026.	OPEX	100% AG queries resolved by Social Services by 30th June 2026	OPEX	Summary of AG queries resolved signed by CAE and Director SS
M_27	KPA 4: Good Governance and Public	Internal Audit findings resolved	Percentage of Internal audit findings	63%	%	80%	100%	Out of 6 IA findings, 6 have been	More effort was put into addressing	None	OPEX	100% Internal audit findings	OPEX	Summary of IA

	TOP LAYER SDBIP INDICATORS													
IDP-ID	HIERARCHY (KPA\ STRATEGIC OBJECTIVE\ PROGRAMME)	PROJECT NAME/ DESCRIPTION	KEY PERFORMANCE INDICATOR	BASELINE	UOM	QUARTER 3 TARGET	ACTUAL	ACTUAL NOTES	CHALLENGES/ REASONS FOR UNDER- OR OVERACHIEVEMENT	CORRECTIVE MEASURES FOR UNACHIEVED TARGETS	EXPENDITURE TO DATE	ANNUAL TARGET 2025/ 2026	ANNUAL BUDGET	PORTFOLIO OF EVIDENCE
	Participation\ Responsible, accountable, effective, and efficient corporate governance\ Auditor General		resolved by Social Services (YTD)					resolved, and 1 new finding. (Target over-achieved)	internal audit findings.			resolved by Social Services by 30th June 2026		queries resolved signed by CAE and Director SS
M_28	KPA 4: Good Governance and Public Participation\ Responsible, accountable, effective, and efficient corporate governance\ Auditor General	Implementation of AC resolutions	Percentage of AC's resolutions implemented by Social Services (non-cumulative)	100%	%	100%	N/A	No AC's resolutions implementation applicable to Social Services this quarter.	N/A	N/A	OPEX	100% AC's resolutions implemented by Social Services by 30th June 2026	OPEX	Summary of AC Resolutions Implemented, Signed by CAE and Director SS
M_348	KPA 5: Financial Viability and Financial Management\ Enhance revenue and financial management\ Expenditure Management	Payment of Creditors	Percentage of creditors paid within 30 days by Social Services (non-cumulative)	100%	%	100%	100%	All 26 creditors paid within 30 days by Social Services (Target achieved)	None	None	OPEX	100% Creditors paid within 30 days Social Services by 30th June 2026	OPEX	Payment Report signed by Manager Expenditure
M_667	KPA 4: Good Governance and Public Participation\ Responsible, accountable, effective, and efficient corporate governance\	Risk mitigations implemented	Percentage of Risks mitigations implemented by Social Services (YTD)	69%	%	80%	85%	Out of 26 Risks mitigations implemented, 22 addressed, and 4 not addressed.	More effort was put in addressing all risks that are applicable in this quarter as much as possible.	None	OPEX	100% Risk mitigations implemented by Social Services by 30th June 2026	OPEX	Summary of Risks Mitigations Implemented signed by CRO and

	TOP LAYER SDBIP INDICATORS													
IDP-ID	**HIERARCHY (KPA\ STRATEGIC OBJECTIVE\ PROGRAMME)**	**PROJECT NAME/ DESCRIPTION**	**KEY PERFORMANCE INDICATOR**	**BASELINE**	**UOM**	**QUARTER 3 TARGET**	**ACTUAL**	**ACTUAL NOTES**	**CHALLENGES/ REASONS FOR UNDER- OR OVERACHIEVEMENT**	**CORRECTIVE MEASURES FOR UNACHIEVED TARGETS**	**EXPENDITURE TO DATE**	**ANNUAL TARGET 2025/ 2026**	**ANNUAL BUDGET**	**PORTFOLIO OF EVIDENCE**
	Risk Management							(Target over-achieved)						Director SS
M_691	KPA 4: Good Governance and Public Participation\ Responsible, accountable, effective, and efficient corporate governance\ Audit Committee	Implementation of Council resolutions	Percentage of Council resolutions implemented by Social Services (non-cumulative)	100%	%	100%	90%	Out of 10 Council resolutions, 9 have been implemented, and 1 resolution is still in progress. (Target not achieved)	The Resolution is dependent upon other government sphere and external entities for completion as a result the completion is delayed.	A letter has been drafted, signed by the Municipal Manager, and will be sent to Gauteng Provincial Regulatory Entity.	OPEX	100% Council resolutions implemented by Social Services by 30th June 2026	OPEX	Council Resolution Register
PROJECTS UNDER SOCIAL SERVICES														
SS_3	KPA 2: Service Delivery and Infrastructure Development\ Protect the environment and improve community well-being\ Waste Management	Skip Bins 10x 30 cubic meters Roll-on and roll off.	Number of 10x 30 cubic meter Skip bins procured	10 x 30 Cubic meter Skip Bins	#	Delivery of 10x 30 Cubic meter Skip bins	10x 30 Cubic meter Skip bins not delivered	The service provider appointed could not deliver the 10x 30 cubic meter skip bins within the stipulated completion date. (Target not achieved)	The service provider requested 50% upfront payment, which is not in line with the approved cession agreement. The service provider requested an extension of time	To be tabled in the next BAC meeting for recommendation.	R 0	10 x 30 cubic meter Skip bins procured by 31st March 2026	R 1 500 000 LLM	Advert, Appointment letter, Delivery Note/ invoices
SS_70	KPA 2: Service Delivery and Infrastructure Development\ Protect the environment and improve community well-being\	Refurbishment of Reuben Mogashoa Stadium	Percentage on Refurbishment of Reuben Mogashoa Stadium (YTD)	Advert for Contractor and Appointment done	%	N/A	N/A	Target is not applicable for the quarter	N/A	N/A	R 0	100% Refurbishment of Reuben Mogashoa Stadium by 30th September 2025	R 548 326.78 MIG	Progress reports, completion certificates

	TOP LAYER SDBIP INDICATORS													
IDP-ID	HIERARCHY (KPA\ STRATEGIC OBJECTIVE\ PROGRAMME)	PROJECT NAME/ DESCRIPTION	KEY PERFORMANCE INDICATOR	BASELINE	UOM	QUARTER 3 TARGET	ACTUAL	ACTUAL NOTES	CHALLENGES/ REASONS FOR UNDER- OR OVERACHIEVEMENT	CORRECTIVE MEASURES FOR UNACHIEVED TARGETS	EXPENDITURE TO DATE	ANNUAL TARGET 2025/ 2026	ANNUAL BUDGET	PORTFOLIO OF EVIDENCE
	Waste Management													
SS_81	KPA 2: Service Delivery and Infrastructure Development\ Protect the environment and improve community well-being\ Waste Management	Acquisition of Brushcutters x5	Number of Brushcutters procured (YTD)	New project	#	Supply and Delivery of Brushcutters x5	5x Brushcutters supplied and delivered.	5x Brushcutters supplied and delivered. (Target achieved)	None	None	R 87 975	5x Brushcutters procured by 31st March 2026	R 106 661. 99 LLM	Request for quotations, advert, Appointment letter, Delivery note/ Invoice
SS_82	KPA 2: Service Delivery and Infrastructure Development\ Protect the environment and improve community well-being\ Waste Management	Acquisition of Tractor x1	Number of Tractors procured and registered (YTD)	New project	#	Supply and Delivery of Tractor x1	1x Tractor supplied and delivered	1x Tractor supplied and delivered. (Target achieved)	None	None	R 437 003.33	1x Tractor procured by 31st of March 2026	R 481 463 LLM	Advert, Appointment letter, Delivery note/ Invoice
SS_83	KPA 2: Service Delivery and Infrastructure Development\ Protect the environment and improve community well-being\ Waste Management	Acquisition of Slasher x2	Number of Slashers procured (YTD)	New project	#	Supply and Delivery of Slasher x2	2x Slasher supplied and delivered	2x Slasher supplied and delivered. (Target achieved)	None	None	R 157 000	2x Slashers procured by 31st March 2026	R 165 600 LLM	Request for quotations, Advert, Appointment letter, Delivery note/ Invoice

	TOP LAYER SDBIP INDICATORS													
IDP-ID	**HIERARCHY (KPA\ STRATEGIC OBJECTIVE\ PROGRAMME)**	**PROJECT NAME/ DESCRIPTION**	**KEY PERFORMANCE INDICATOR**	**BASELINE**	**UOM**	**QUARTER 3 TARGET**	**ACTUAL**	**ACTUAL NOTES**	**CHALLENGES/ REASONS FOR UNDER- OR OVERACHIEVEMENT**	**CORRECTIVE MEASURES FOR UNACHIEVED TARGETS**	**EXPENDITURE TO DATE**	**ANNUAL TARGET 2025/ 2026**	**ANNUAL BUDGET**	**PORTFOLIO OF EVIDENCE**
SS_84	KPA 2: Service Delivery and Infrastructure Development\ Protect the environment and improve community well-being\ Waste Management	Acquisition of Ride-on x1	Number of Ride-On's procured (YTD)	New project	#	Supply and Delivery of Ride-on x1	1x Ride-on supplied and delivered	1x Ride-on supplied and delivered. (Target achieved)	None	None	R 151 320	1x Ride-on procured by 31st March 2026	R 196 000 LLM	Request for quotations, Advert, Appointment letter, Delivery note/ Invoice

4.5. Infrastructure Services

Achievements

Water Division

- 6 water quality (blue drop) reports were completed by the municipality and submitted to DWS.

Sanitation Division

- 6 wastewater quality monitoring reports were conducted by the Municipality and sent to DWS.

Project Management Unit

- All Council resolutions implemented, out of 12 resolutions, 11 implemented and 1 in progress.

Electrical Division

- 12.18% Electrical Losses in the 3rd quarter of 2025/ 26 FY.

Roads and Storm water Division.

- Jet patcher and Compactor for Roads & Storm water Division procured.

Fleet Management Unit

- Two Hoist Lift and Diagnostic Machine for Fleet Division procured.

Challenges

- Water loss is at 35.03% average in the 3rd quarter of 2025/ 26 FY.
- 8 villages access roads were bladed in the 3rd quarter of 2025/ 26 FY.
- 48.84% of the MIG budget is spent in the 3rd quarter of 2025/ 26 FY.
- 17% AG queries resolved. Out of 6 AG queries, 1 has been resolved, and 5 are in progress.
- 31% Internal Audit findings addressed. Out of 58 IA findings, 15 have been resolved, 33 have not been resolved, 10 are not yet due.
- Slow progress on implementation of Infrastructure projects.
- Not all payment to creditors were paid within 30 days, out of 243 payments, 237 paid within 30 days.

The Infrastructure Services: out of the forty-one (41) indicators, twelve (12) achieved, one (1) exceeded and twenty-three (23) performed below target, and five (5) are not applicable. A score of 36% for the department is achieved.

Indicators	Total number 41
Achieved Target	12
Exceeded Target	01
Over Exceeded Target	0
Below Target	23
Unsatisfactory	0
Not Applicable	05

The Departmental performance is depicted on the color-coded pie chart below:

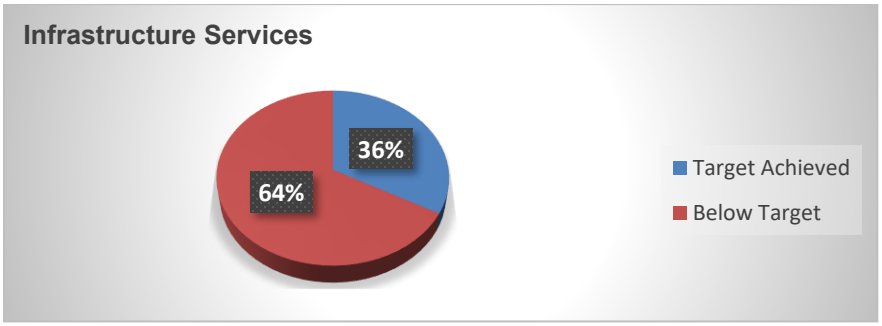

The detailed performance for the department follows:

	TOP LAYER SDBIP INDICATORS													
IDP-ID	**HIERARCHY (KPA\ STRATEGIC OBJECTIVE\ PROGRAMME)**	**PROJECT NAME/ DESCRIPTION**	**KEY PERFORMANCE INDICATOR**	**BASELINE**	**UOM**	**QUARTER 3 TARGET**	**ACTUAL**	**ACTUAL NOTES**	**CHALLENGES/ REASONS FOR UNDER OR OVER-ACHIEVEMENT**	**CORRECTIVE MEASURES FOR UNACHIEVED TARGETS**	**EXPENDITURE TO DATE**	**ANNUAL TARGET 2025/ 2026**	**ANNUAL BUDGET**	**PORTFOLIO OF EVIDENCE**
WATER														
M_81	KPA 2: Service Delivery and Infrastructure Development\ Provide quality and well-maintained infrastructural services in all municipal areas\ Water loss (unaccounted water)	Water losses within the Municipal area	Percentage of water losses within the Municipal area (YTD)	44%	%	14%	35.30%	35.3% Water Losses in Quarter 3. The Municipality in process implementing projects to replace Old AC pipes and malfunctioning Water Meters. (Target not achieved)	Water Losses due to Ageing Infrastructure, frequent pipe bursts, and Malfunctioning Water Meters	Complete projects for replacement of Old AC pipes and Replacement of Malfunctioning Water Meters	OPEX	14% water losses within the Municipal area by 30th June 2026	OPEX	Water Losses Report
M_399A	KPA 2: Service Delivery and Infrastructure Development\ Provide quality and well-maintained infrastructural services in all municipal areas\ Water – Supply	New household connections to a Water network in Urban areas	Percentage of New households connected to a Water network in urban areas (Marapong, Onverwacht and Town) (YTD)	100%	%	100%	N/A	No New households connected to a Water network in urban areas (Marapong Onverwacht and Town)	N/A	N/A	OPEX	100% New households connected to a Water network in urban areas (Marapong, Onverwacht and Town) by 30th June 2026	OPEX	Works orders, Register for Applications
M_728	KPA 2: Service Delivery and Infrastructure Development\ Provide quality and well-maintained infrastructural services in all municipal areas\	Blue Drop System quality monitoring (Water)	Number of monthly water quality monitoring reports on Blue Drop System (YTD)	9	#	9	9	9 monthly water quality monitoring reports on Blue Drop System. (Target achieved)	None	None	OPEX	12 monthly water quality monitoring reports on Blue Drop System by 30th June 2026	OPEX	Water analysis Report

	TOP LAYER SDBIP INDICATORS													
IDP-ID	**HIERARCHY (KPA\ STRATEGIC OBJECTIVE\ PROGRAMME)**	**PROJECT NAME/ DESCRIPTION**	**KEY PERFORMANCE INDICATOR**	**BASELINE**	**UOM**	**QUARTER 3 TARGET**	**ACTUAL**	**ACTUAL NOTES**	**CHALLENGES/ REASONS FOR UNDER OR OVER-ACHIEVEMENT**	**CORRECTIVE MEASURES FOR UNACHIEVED TARGETS**	**EXPENDITURE TO DATE**	**ANNUAL TARGET 2025/ 2026**	**ANNUAL BUDGET**	**PORTFOLIO OF EVIDENCE**
	Water Quality (Blue Drop)													
						SANITATION								
M-400A	KPA 2: Service Delivery and Infrastructure Development\ Provide quality and well-maintained infrastructural services in all municipal areas\ Sanitation - New Infrastructure	New household connections to a sanitation network in urban areas	Percentage of New households connected to a sanitation network in urban areas (Marapong, Onverwacht and Town) (YTD)	100%	%	100%	N/A	No New households connected to a sanitation network in urban areas (Marapong, Onverwacht and Town)	N/A	N/A	OPEX	100% New households connected to a sanitation network in urban areas (Marapong, Onverwacht and Town) by 30th June 2026	OPEX	Works orders, Register for Applications
M_758	KPA 2: Service Delivery and Infrastructure Development\ Provide quality and well-maintained infrastructural services in all municipal areas\ Wastewater Quality (Green Drop)	Green Drop System quality monitoring (Sanitation)	Number of monthly wastewater quality monitoring reports on Green Drop System (YTD)	9	#	9	9	9 Monthly wastewater quality monitoring reports on Green Drop System. (Target achieved)	None	None	OPEX	12 monthly wastewater quality monitoring reports Green Drop System by 30th June 2026	OPEX	Monthly Wastewater analysis report
						PUBLIC WORKS								
M_218	KPA 2: Service Delivery and Infrastructure Development\ Provide quality and well-maintained infrastructural services in all municipal areas\	Maintenance and blading of access roads in rural villages	Number of rural villages in which access roads are maintained and bladed (non-cumulative)	22	#	10 Villages bladed.	8 Villages bladed	8 Villages Bladed in the third quarter. (Target Not Achieved)	The Grader was on the breakdown and that led to 4 rural villages being bladed	The grader will be sent to Bell for repairs next FY.	OPEX	39 rural villages in which access roads are maintained and bladed by 30th June 2026	OPEX	Grader Logbook List of villages graded photographs

	TOP LAYER SDBIP INDICATORS													
IDP-ID	HIERARCHY (KPA\ STRATEGIC OBJECTIVE\ PROGRAMME)	PROJECT NAME/ DESCRIPTION	KEY PERFORMANCE INDICATOR	BASELINE	UOM	QUARTER 3 TARGET	ACTUAL	ACTUAL NOTES	CHALLENGES/ REASONS FOR UNDER OR OVER-ACHIEVEMENT	CORRECTIVE MEASURES FOR UNACHIEVED TARGETS	EXPENDITURE TO DATE	ANNUAL TARGET 2025/ 2026	ANNUAL BUDGET	PORTFOLIO OF EVIDENCE
	Roads and Storm water – Maintenance and Upgrading													
PMU														
M_21	KPA 2: Service Delivery and Infrastructure Development\ Provide quality and well-maintained infrastructural services in all municipal areas\	Municipal Infrastructure Grant (MIG) Budget Expenditure	Percentage progress of the Municipal Infrastructure Grant (MIG) Budget Expenditure (YTD)	43%	%	70%	48.84%	48.84% MIG budget Spent in Quarter 3. (Target Not Achieved)	1) Unfavorable weather conditions compromised the Works onsite. 2) Unavailability of the borropit material at Letlora project delayed the progress. 3) Electrification of the High Mast lights by Eskom.	1) Service Provider to submit Catchup Plan, and regular meeting between Lephalale PSC, Consultant and the contractor 2) ROD issue DMR 3) Regular meetings with ESKOM	R 21 744 935	100% Progress of the Municipal Infrastructure Grant (MIG) Budget Expenditure by 30th June 2026	R 50 007 437 MIG	MIG expenditure Report, grant register, and IA Form
ELECTRICITY														
M_340	KPA 2: Service Delivery and Infrastructure Development Provide quality and well-maintained infrastructural services in all municipal areas\ Electrical Network (Electricity – Maintenance and Upgrading)	Electrical losses within the Municipal license area	Percentage of Electrical losses within the Municipal license area (YTD)	10%	%	14%	13.07%	13.07% Electrical Losses in Quarter 3. (Target over-achieved)	Improved detection through the statistical meter programme, which has revealed previously unmeasured consumption and billing discrepancies.	None	OPEX	14% Electrical losses within the Municipal license area by 30th June 2026	OPEX	Electrical losses report

	TOP LAYER SDBIP INDICATORS													
IDP-ID	**HIERARCHY (KPA\ STRATEGIC OBJECTIVE\ PROGRAMME)**	**PROJECT NAME/ DESCRIPTION**	**KEY PERFORMANCE INDICATOR**	**BASELINE**	**UOM**	**QUARTER 3 TARGET**	**ACTUAL**	**ACTUAL NOTES**	**CHALLENGES/ REASONS FOR UNDER OR OVER-ACHIEVEMENT**	**CORRECTIVE MEASURES FOR UNACHIEVED TARGETS**	**EXPENDITURE TO DATE**	**ANNUAL TARGET 2025/ 2026**	**ANNUAL BUDGET**	**PORTFOLIO OF EVIDENCE**
M_401B	KPA 2: Service Delivery and Infrastructure Development\ Provide quality and well-maintained infrastructural services in all municipal areas\ Electrical Network (New Infrastructure)	Basic level connections of electricity by Municipality on Municipal licensed area	Percentage of households connected with basic level of electricity by Municipality on Municipal licensed area (YTD)	100%	%	100%	N/A	No households connected with basic level of electricity by Municipality on Municipal licensed area.	N/A	N/A	OPEX	100% households connected with basic level of electricity by Municipality on Municipal licensed area by 30th June 2026	OPEX	Works orders, Register for Applications
COMPLIANCE KPI'S														
M_23	KPA 4: Good Governance and Public Participation\ Responsible, accountable, effective, and efficient corporate governance\ IT and Support	Complaints received on the Electronic System	Percentage of complaints received on the electronic system by customer care and successfully attended to by Infrastructure Services (non-cumulative)	44%	%	100%	100%	All 1 complaint received on the electronic system by customer care and successfully attended to by Infrastructure Services. (Target achieved)	None	None	OPEX	100% complaints received on the electronic system by customer care and successfully attended to by Infrastructure Services by 30th June 2026	OPEX	System generated quarterly Report signed by Director IS
M-26	KPA 4: Good Governance and Public Participation\ Responsible, accountable, effective, and efficient corporate	AG queries resolved	Percentage of AG queries resolved by Infrastructure Services (YTD)	100%	%	50%	17%	Out of 6 AG queries, 1 has been resolved, and 5 are in progress.	Delayed finalisation of Water and Sanitation Process Audit by Lepelle NW.	Process Audit Completed and we need to fast track Compilation of the WSDP and Risk Abatement Plans	OPEX	100% AG queries resolved by Infrastructure Services by 30th June 2026	OPEX	Summary of AG queries resolved signed by CAE and Director IS

	TOP LAYER SDBIP INDICATORS													
IDP-ID	HIERARCHY (KPA\ STRATEGIC OBJECTIVE\ PROGRAMME)	PROJECT NAME/ DESCRIPTION	KEY PERFORMANCE INDICATOR	BASELINE	UOM	QUARTER 3 TARGET	ACTUAL	ACTUAL NOTES	CHALLENGES/ REASONS FOR UNDER OR OVER-ACHIEVEMENT	CORRECTIVE MEASURES FOR UNACHIEVED TARGETS	EXPENDITURE TO DATE	ANNUAL TARGET 2025/ 2026	ANNUAL BUDGET	PORTFOLIO OF EVIDENCE
	governance\ Auditor General							(Target not achieved)						
M_27	KPA 4: Good Governance and Public Participation\ Responsible, accountable, effective, and efficient corporate governance\ Auditor General	Internal Audit findings resolved	Percentage of Internal audit findings resolved by Infrastructure Services (YTD)	45%	%	80%	31%	Out of 58 IA findings, 15 have been resolved, 33 have not been resolved, 10 are not yet due. (Target not achieved)	Most of Fleet Management Findings are not yet Addressed due to outstanding training on Fleet Management Policy and Lack of Budget to Acquire Accessories and Tools for the Vehicles. Incomplete Multiyear Projects	Engage LLF to Note the policy and conduct training of drivers. Completion of Projects	OPEX	100% Internal audit findings resolved by Infrastructure Services by 30th June 2026	OPEX	Summary of IA queries resolved signed by CAE and Director IS
M_28	KPA 4: Good Governance and Public Participation\ Responsible, accountable, effective, and efficient corporate governance\ Auditor General	Implementation of AC resolutions	Percentage of AC's resolutions implemented by Infrastructure Services (non-cumulative)	100%	%	100%	100%	Out of 2 AC resolutions, 1 has been implemented, and 1 is ongoing. (Target achieved)	None	None	OPEX	100% AC's resolutions implemented by Infrastructure Services by 30th June 2026	OPEX	Summary of AC Resolutions Implemented, signed by CAE and Director IS
M_348	KPA 5: Financial Viability and Financial Management\ Enhance revenue and financial management\	Payment of Creditors	Percentage of creditors paid within 30 days by Infrastructure Services (non-cumulative)	94%	%	100%	96%	Out of 187, 179 creditors paid within 30 days. (Target not achieved)	Late transfer of funds to the Municipality by DWS	Continue to engage DWS to improve their internal process for transfer of funds to the Municipality on time	OPEX	100% Creditors paid within 30 days by Infrastructure Services by 30th June 2026	OPEX	Payment Report signed by Manager Expenditure

	TOP LAYER SDBIP INDICATORS													
IDP-ID	HIERARCHY (KPA\ STRATEGIC OBJECTIVE\ PROGRAMME)	PROJECT NAME/ DESCRIPTION	KEY PERFORMANCE INDICATOR	BASELINE	UOM	QUARTER 3 TARGET	ACTUAL	ACTUAL NOTES	CHALLENGES/ REASONS FOR UNDER OR OVER-ACHIEVEMENT	CORRECTIVE MEASURES FOR UNACHIEVED TARGETS	EXPENDITURE TO DATE	ANNUAL TARGET 2025/ 2026	ANNUAL BUDGET	PORTFOLIO OF EVIDENCE
	Expenditure Management													
M_667	KPA 4: Good Governance and Public Participation\ Responsible, accountable, effective, and efficient corporate governance\ Risk Management	Risk mitigations implemented	Percentage of Risks mitigations implemented by Infrastructure Services (YTD)	69%	%	80%	69%	Out of 51 Risks mitigations, 35 have been addressed, and 16 have not been addressed. (Target not achieved)	Delayed filling of Sanitation Vacant Posts, Paarl WWTW refurbishment incomplete, Delayed Approval of 10% technical report. Transactional Advisor not Yet Appointed for Grey Water, Shongoane Scheme Technical Report Not Completed	Address all risk mitigations before end of the 2025/ 26 FY.	OPEX	100% Risk mitigations implemented by Infrastructure Services by 30th June 2026	OPEX	Summary of Risks mitigations Implemented signed by CRO and Director IS
M_691	KPA 4: Good Governance and Public Participation\ Responsible, accountable, effective, and efficient corporate governance\ Audit Committee	Implementation of Council resolutions	Percentage of Council resolutions implemented by Infrastructure Services (non-cumulative)	100%	%	100%	100%	All 27 Council resolutions implemented by Infrastructure Services. (Target achieved)	None	None	OPEX	100% Council resolutions implemented by Infrastructure Services by 30th June 2026	OPEX	Council Resolution Register
PROJECTS INDICATORS FOR INFRASTRUCTURE SERVICES														
WATER														
ISW_11	KPA 2: Provide quality and well-maintained infrastructural	Construction of Marapong Bulk water Supply Pipeline	Percentage of construction on Marapong Bulk Water	New project	%	Construction 90%	Construction 18.33%	Removing the existing pipes and relay.	Starting date was delayed due to internal adjustment of the previous	Service Providers working overtime and	R 0	100% Construction of Marapong Bulk Water	R 10 021 952 WSIG	Tender advert, Appointment letter, Invoices, Progress

	TOP LAYER SDBIP INDICATORS													
IDP-ID	HIERARCHY (KPA\ STRATEGIC OBJECTIVE\ PROGRAMME)	PROJECT NAME/ DESCRIPTION	KEY PERFORMANCE INDICATOR	BASELINE	UOM	QUARTER 3 TARGET	ACTUAL	ACTUAL NOTES	CHALLENGES/ REASONS FOR UNDER OR OVER-ACHIEVEMENT	CORRECTIVE MEASURES FOR UNACHIEVED TARGETS	EXPENDITURE TO DATE	ANNUAL TARGET 2025/ 2026	ANNUAL BUDGET	PORTFOLIO OF EVIDENCE
	services in all municipal areas		Supply Pipeline (YTD)					Excavating, Bedding and Laying of the pipes to be done. (Target not achieved)	budget. Rain and Work stoppage from the Safety Consultants	Weekends to cover		Supply Pipeline by 30th June 2026		reports, completion certificate
ISW_17	KPA 2: Provide quality and well-maintained infrastructural services in all municipal areas	Purchase and Installation of Telemetric System	Number of Telemetric systems purchased and Installed Installation of Telemetry System	New project	#	Specification and Advert for tender	Specification and Advert for tender not done.	Budget adjusted to R1m for feasibility study to be conducted. (Target not achieved)	Limited funding that delayed the process of purchasing and installing telemetric system	Compile terms of reference to get feasibility study done and appoint service provider for technical report.	R 0	1 Technical report developed for Telemetric Systems by 30th June 2026	R 1 000 000 LLM	Terms of Reference, Tender advert, Appointment Technical report for Telemetric Systems
ISW_20	KPA 2: Provide quality and well-maintained infrastructural services in all municipal areas	Replacement Of Asbestos Cement Pipe (AC) In Marapong (Zone 1)	Percentage on Replacement of Asbestos Cement Pipe (AC) In Marapong (Zone 1)	New project	%	Construction 75%	Construction 23%	The project is currently on construction stage. (Target not achieved)	Delay in procuring of the materials and delivery.	Consultant requested to intervene and conduct a meeting with the Service Provider (Directors and Contract Managers)	R 16 826 768.31	100% Construction on Replacement of Asbestos Cement Pipe (AC) In Marapong (Zone 1)	R 15 533 884 WSIG	Tender advert, PDR, DDR, Appointment letter, Invoices, Progress reports, completion certificate
ISW_22	KPA 2: Provide quality and well-maintained infrastructural services in all municipal areas	Replacement Of Asbestos Cement Pipe (AC) In Marapong (Zone 2)	Percentage on replacement Of Asbestos Cement Pipe (AC) In Marapong (Zone 2) (YTD)	New project	%	Construction 75%	Construction 58%	The project is currently on construction stage. (Target not achieved)	Delay in procuring the materials and delivery.	The service provider committed to delivering materials timeously to prioritise this project.	R 12 384 650.53	100% Construction on Replacement of Asbestos Cement Pipe (AC) In	R 15 735 989 WSIG	Tender advert, PDR, DDR, Appointment letter, Invoices, Progress reports, completion certificate

	TOP LAYER SDBIP INDICATORS													
IDP-ID	HIERARCHY (KPA\ STRATEGIC OBJECTIVE\ PROGRAMME)	PROJECT NAME/ DESCRIPTION	KEY PERFORMANCE INDICATOR	BASELINE	UOM	QUARTER 3 TARGET	ACTUAL	ACTUAL NOTES	CHALLENGES/ REASONS FOR UNDER OR OVER-ACHIEVEMENT	CORRECTIVE MEASURES FOR UNACHIEVED TARGETS	EXPENDITURE TO DATE	ANNUAL TARGET 2025/ 2026	ANNUAL BUDGET	PORTFOLIO OF EVIDENCE
												Marapong (Zone 2) by 30th June 2026		
ISW_26	KPA 2: Provide quality and well-maintained infrastructural services in all municipal areas	Replacement of Asbestos Cement Pipe (AC) In Onverwacht (Section A)	Percentage on Replacement of Asbestos Cement Pipe (AC) In Onverwacht (Section A)	New project	%	Construction 75%	Construction 60%	The project is currently on construction stage. (Target not achieved)	Delay in procuring the materials and delivery.	The service provider committed to delivering materials timeously to prioritise this project.	R 22 941 324.46	100% Construction on Replacement of Asbestos Cement Pipe (AC) In Onverwacht (Section A) by 30th June 2026	R 15 199 563 WSIG	Tender advert, PDR, DDR, Appointment letter, Invoices, Progress reports, completion certificate
ISW_27	KPA 2: Provide quality and well-maintained infrastructural services in all municipal areas	Replacement of Asbestos Cement Pipe (AC) In Onverwacht (Section C)	Percentage on Replacement of Asbestos Cement Pipe (AC) In Onverwacht (Section C)	15% Progress: *Appointment of consultant 5%, *Preliminary Design Report 5%, *Detailed Design Report 5%	%	Construction 75%	Construction 27%	The project is currently on construction stage. (Target not achieved)	Delay in procuring the materials and delivery.	Consultant requested intervention meeting with Service Provider (Directors and Contract Managers)	R 17 937 094.33	100% Construction on Replacement of Asbestos Cement Pipe (AC) In Onverwacht (Section C)	R 15 392 866 WSIG	Specification, Appointment of Contractor, progress reports, Completion certificate
ISW_29	KPA 2: Provide quality and well-maintained infrastructural services in all municipal areas	Review Water Conservation and Water Management Strategy	Number of Water Conservation and Water Management Strategies reviewed	New project	#	1 Draft Water Conservation and Water Management Strategy	1 Draft Water Conservation and Water Management Strategy not done	To be readvertised, still waiting BAC sitting to finalise and the tender be readvertised.	The Service provider did not meet the criteria as per SCM requirements	Readvertise the tender in the 4th quarter	R 0	1 Water Conservation and Water Management Strategy reviewed by 30th June 2026	R 1 500 000 LLM	Terms of Reference, Advert, Appointment letter, 1 Water Conservation and Water Management Strategy

	TOP LAYER SDBIP INDICATORS													
IDP-ID	**HIERARCHY (KPA\ STRATEGIC OBJECTIVE\ PROGRAMME)**	**PROJECT NAME/ DESCRIPTION**	**KEY PERFORMANCE INDICATOR**	**BASELINE**	**UOM**	**QUARTER 3 TARGET**	**ACTUAL**	**ACTUAL NOTES**	**CHALLENGES/ REASONS FOR UNDER OR OVER-ACHIEVEMENT**	**CORRECTIVE MEASURES FOR UNACHIEVED TARGETS**	**EXPENDITURE TO DATE**	**ANNUAL TARGET 2025/ 2026**	**ANNUAL BUDGET**	**PORTFOLIO OF EVIDENCE**
								(Target not achieved)						
ISW_31	KPA 2: Provide quality and well-maintained infrastructural services in all municipal areas	Installation of Palisade fencing for storage facilities and pump stations	Percentage on Installation of Palisade fencing for storage facilities and pump stations (YTD)	New project	%	Construction 50%	Construction 0%	To be readvertised, still waiting BAC sitting to finalise and the tender be readvertised. (Target not achieved)	No submissions on the previously advertised tender.	Re-advertise the tender in the 4th quarter of 2025/ 26 FY.	R 0	100% Construction and Completion of Palisade fencing for storage facilities and pump stations by 30th June 2026	R 500 000 LLM	Advert, Appointment letter, Progress report, Completion certificate
ISW_45	KPA 2: Provide quality and well-maintained infrastructural services in all municipal areas	Supply and Delivery of x1 Asbestos Cutting machine	Number of Asbestos Cutting machines Supplied and Delivered (YTD)	New project	#	Supply and Delivery of x1 Asbestos cutting machine	Asbestos cutting machine of x1 not supplier and delivered	Awaiting SCM to appoint Service Provider. (Target not achieved)	Previously appointed Service Provider could not deliver due to the increase in pricing for the machines	The service provider will be appointed in the 4th quarter of 2025/ 26 FY	R 0	1 Asbestos Cutting machine Supplied and Delivered by 30th June 2026	R 100 000 LLM	Advert, Appointment letter, delivery note
ISW_46	KPA 2: Provide quality and well-maintained infrastructural services in all municipal areas	Supply and Delivery of x1 Dicing machine (100mm)	Number of Dicing machines Supplied and Delivered (YTD)	New project	%	Supply and Delivery of Dicing machine	Dicing machine not supplier and delivered	Awaiting SCM to appoint Service Provider. (Target not achieved)	Previously appointed Service Provider could not deliver due to the increase in pricing for the machines	The service provider will be appointed in the 4th quarter of 2025/ 26 FY	R0	1 Dicing machine Supplied and Delivered by 30th June 2026	R 200 000 LLM	Advert, appointment letter, delivery note
SANITATION														
ISS_4	KPA 2: Provide quality and well-maintained infrastructural services in all municipal areas	Refurbishment and Upgrading of Sewer Pump Stations, Wastewater Treatment	Percentage on Refurbishment and Upgrading of Sewer Pump Stations,	New project	%	N/A	N/A	Target is not applicable for the quarter	N/A	N/A	R 17 371 267.89	100% Construction Refurbishment and upgrading of Sewer	R 9 499 708 WSIG	Progress reports, completion certificates

	TOP LAYER SDBIP INDICATORS													
IDP-ID	HIERARCHY (KPA\ STRATEGIC OBJECTIVE\ PROGRAMME)	PROJECT NAME/ DESCRIPTION	KEY PERFORMANCE INDICATOR	BASELINE	UOM	QUARTER 3 TARGET	ACTUAL	ACTUAL NOTES	CHALLENGES/ REASONS FOR UNDER OR OVER-ACHIEVEMENT	CORRECTIVE MEASURES FOR UNACHIEVED TARGETS	EXPENDITURE TO DATE	ANNUAL TARGET 2025/ 2026	ANNUAL BUDGET	PORTFOLIO OF EVIDENCE
		Works, network pipes, and replacement of AC pipes.	Wastewater Treatment Works, network pipes, and replacement of AC pipes. (YTD)									Pump Stations, Wastewater Treatment Works, network pipes, and replacement of AC pipes by 30th September 2025		
ISS_27	KPA 2: Provide quality and well-maintained infrastructural services in all municipal areas	Refurbishment sanitation components	Percentage on Refurbishment of sanitation components (YTD)	New project	%	68% refurbishment of components	0% refurbishment of components	Still awaiting technical report from DWS (Target not achieved)	Delay on Approval from the department	Fastrack the approval by liaising with DWS	R 0	100% Refurbishment of sanitation components by 30th June 2026	R 4 993 770 MIG	Invoices, progress report, Delivery note,
PUBLIC WORKS														
ISR/P16	KPA 2: Provide quality and well-maintained infrastructural services in all municipal areas	Upgrading of Letlora Access road	Percentage on kilometers of Letlora Access Road upgraded/ constructed (YTD)	New project	#	Construction 50%	Construction 30%	Construction of Letlora access road is sitting at 30%. (Target not achieved)	The project was on hold due to lack of borrow-pit G5 materials	The new borrow-pit has been identified and has suitable G5 material, and the Contractor is now back on site.	R 11 182 856.77	Construction 65% kilometers of Letlora Access Road upgraded/ constructed by 30th June 2026	R 16 753 120,33 MIG (Multi-year project)	Appointment letter, PDR, DDR, Progress reports
ISR/P19	KPA 2: Provide quality and well-maintained infrastructural services in all municipal areas	Resealing of roads in Town, Onverwacht and Marapong	Percentage on resealing of roads in Town, Onverwacht and Marapong (YTD)	New project	%	Construction 100%	Construction 100%.	Construction 100% at Resealing of roads in Town, Onverwacht and Marapong	None	None	R 2 897 361.7	100% Construction Roads in Town, Onverwacht and Marapong sealed by	R 3 500 000 LLM	Specification, Advert and Appointment letter, progress reports, Completion certificate

	TOP LAYER SDBIP INDICATORS													
IDP-ID	**HIERARCHY (KPA\ STRATEGIC OBJECTIVE\ PROGRAMME)**	**PROJECT NAME/ DESCRIPTION**	**KEY PERFORMANCE INDICATOR**	**BASELINE**	**UOM**	**QUARTER 3 TARGET**	**ACTUAL**	**ACTUAL NOTES**	**CHALLENGES/ REASONS FOR UNDER OR OVER-ACHIEVEMENT**	**CORRECTIVE MEASURES FOR UNACHIEVED TARGETS**	**EXPENDITURE TO DATE**	**ANNUAL TARGET 2025/ 2026**	**ANNUAL BUDGET**	**PORTFOLIO OF EVIDENCE**
								(Target Achieved)				30th June 2026		
ISR/P47	KPA 2: Provide quality and well-maintained infrastructural services in all municipal areas	Upgrading of Sefitlhogo Access Road	Percentage on kilometers of Sefitlhogo Access Road upgraded	Construction 70%	#	N/A	N/A	Target is not applicable for the quarter	N/A	N/A	R 8 988 695.1	Construction 100% Upgrading of Sefitlhogo village Access Road by 30th September 2025	R 16 525 932 MIG	Tender adverts/ adverts or Request for quotations, Appointment letter or issued order, Delivery Note or invoices, Progress reports, completion certificates
ISR/P48	KPA 2: Provide quality and well-maintained infrastructural services in all municipal areas	Acquisition of 1x Jet Patcher	Number of Jet Patchers procured (YTD)	New project	%	Supply and Delivery of x1 Jet Patcher	1x Jet patcher supplied and delivered.	1x Jet patcher supplied and delivered. (Target achieved)	None	None	R 5 948 411.97	x1 Jet Patcher procured by 30th June 2026	R 6 500 000 LLM	Advert, Appointment letter, Delivery note
ISR/P49	KPA 2: Provide quality and well-maintained infrastructural services in all municipal areas	Acquisition of 1x Grader	Number of Graders procured (YTD)	New project	%	Supply and Delivery of x1 Grader	Grader x1 not supplied and delivered	Service Provider appointed, awaiting delivery. (Target Not Achieved)	Grader could not be procured due to the delays in Procurement process	To fast-track the supply and delivery of 1x Grader in the 4th quarter of 2025/ 26 FY.	R 4 500 000	1x Grader procured by 30th June 2026	R 4 500 000 LLM	Advert, Appointment letter, Delivery note
ISR/P50	KPA 2: Provide quality and well-maintained infrastructural services in all municipal areas	Acquisition of 1x Compactor	Number of Compactors procured (YTD)	New project	%	Supply and delivery of x1 Compactor	1x Compactor supplied and delivered.	1x Compactor supplied and delivered. (Target achieved)	None	None	R 1 500 000	1x Compactor procured by 30th June 2026	R 1 500 000 LLM	Advert, Appointment letter, Delivery note

	TOP LAYER SDBIP INDICATORS													
IDP-ID	HIERARCHY (KPA\ STRATEGIC OBJECTIVE\ PROGRAMME)	PROJECT NAME/ DESCRIPTION	KEY PERFORMANCE INDICATOR	BASELINE	UOM	QUARTER 3 TARGET	ACTUAL	ACTUAL NOTES	CHALLENGES/ REASONS FOR UNDER OR OVER-ACHIEVEMENT	CORRECTIVE MEASURES FOR UNACHIEVED TARGETS	EXPENDITURE TO DATE	ANNUAL TARGET 2025/ 2026	ANNUAL BUDGET	PORTFOLIO OF EVIDENCE
ELECTRICITY														
ISE_1	KPA 2: Provide quality and well-maintained infrastructural services in all municipal areas	Technical report for Construction of King Bird line and substation 4	Number of Technical reports for Construction of King Bird line and substation 4 (YTD)	New project	#	1 Draft Technical Report	Draft Technical Report not done	Tender Re-advertised (Target not achieved)	The tender went to re-advert due to non-responsive bidders' evaluation stage	Bid Evaluation Committee to expedite the evaluation.	R 0	1 Approved Technical Report for Construction of King Bird line and substation 4 by 30th June 2026	R 1 000 000 LLM	Advert, Appointment letter, Draft Technical report, and 1 Approved Technical report
ISE_4	KPA 2: Provide quality and well-maintained infrastructural services in all municipal areas	Energy efficiency and demand side management	Number of Street lights and high mast lights retrofitted with energy efficiency LED lights (YTD) (YTD)	410 Street lights (320) and high mast lights (90) retrofitted with energy efficiency LED lights	#	Retrofitting 419 Street lights and 96 High mast lights with energy efficiency LED lights	419 Streetlights retrofitted with LED lights and 12 Highmast lights retrofitted with 96 energy efficiency LED lights	Project Physical Progress at 100%. (Target achieved)	None	None	R 3 408 682	410 Street lights (320) and high mast lights (90) retrofitted with energy efficiency LED lights by 30th June 2026	R 4 000 000 DMRE	Advert, appointment letter, SLA, progress reports, completion certificate
ISE_44	KPA 2: Provide quality and well-maintained infrastructural services in all municipal areas	Installation of Statistical meters at all distribution points	Number of Statistical meters installed at 90 distribution points (YTD)	New project	#	Appointment for Contractor	Contractor appointed	114 Statistical meters installed at 90 distribution points. (Target achieved)	None	None	R 913 839.3	Installation of Statistical meters at 90 distribution points by 30th June 2026	R 2 200 000 LLM	Advert Preliminary Design report and Detailed Design report Appointment letter, progress reports, completion certificate
FLEET														
ISF_3	KPA 2: Provide quality and well-maintained infrastructural	Acquire 10x of LDV's for Service Delivery	Number of LDV for Service Delivery	New project	#	Supply and Delivery of x10 LDV for	LDV for x10 Service Delivery	Appointment letter for 10x LDV's signed.	There were delays in procurement processes in	The LDV's for Service Delivery will be supplied and	R 0	10x LDV for Service Delivery procured by	R 4 000 000 LLM	Advert, Appointment letter, Delivery note.

	TOP LAYER SDBIP INDICATORS													
IDP-ID	**HIERARCHY (KPA\ STRATEGIC OBJECTIVE\ PROGRAMME)**	**PROJECT NAME/ DESCRIPTION**	**KEY PERFORMANCE INDICATOR**	**BASELINE**	**UOM**	**QUARTER 3 TARGET**	**ACTUAL**	**ACTUAL NOTES**	**CHALLENGES/ REASONS FOR UNDER OR OVER-ACHIEVEMENT**	**CORRECTIVE MEASURES FOR UNACHIEVED TARGETS**	**EXPENDITURE TO DATE**	**ANNUAL TARGET 2025/ 2026**	**ANNUAL BUDGET**	**PORTFOLIO OF EVIDENCE**
	services in all municipal areas		procured (YTD)			Service Delivery	not supplied and delivered	(Target not achieved)	liaising with the service provider.	delivered in May 2026.		30th June 2026		
ISF_4	KPA 2: Provide quality and well-maintained infrastructural services in all municipal areas	Acquisition of 8 Ton Towing Truck x1	Number of 8 Ton Towing Truck procured (YTD)	New project	#	Delivery of 8 Ton Towing Truck x1	8 Ton Towing Truck x1 not delivered	RT57 (National Treasury) does not have 8 Ton Towing Truck. (Target not achieved)	Procurement process to continue as the tender was converted to normal	To fasttrack appointment by the end of 4th quarter of 2025/ 26 FY.	R 0	8 Ton Towing Truck x1 procured by 30th June 2026	R 1 500 000 LLM	Advert, Appointment letter, Delivery note
ISF_5	KPA 2: Provide quality and well-maintained infrastructural services in all municipal areas	Diagnostic Machine for light motor vehicles and trucks x2	Number of Diagnostic Machine for light motor vehicles and trucks (YTD)	New project	#	Supply and Delivery of x2 Machine for light motor vehicles and trucks	x2 Machine for light motor vehicles and trucks supplied and delivered	Project Completed and Diagnostic Machine Delivered. (Target achieved)	None	None	R 110 000	2x Diagnostic Machine for light motor vehicles and trucks procured by 30th June 2026	R 110 000 LLM	Advert, Appointment letter, Delivery note
ISF_6	KPA 2: Provide quality and well-maintained infrastructural services in all municipal areas	Two Hoist Lift	Number of Hoist Lift procured (YTD)	New project	#	Supply and Delivery of x2 Hoist Lift	x2 Hoist Lift supplied and delivered	Project Completed and Two Hoist Lift Delivered. (Target achieved)	None	None	R 218 500	2x Hoist Lift procured by 30th June 2026	R 220 000 LLM	Advert, Appointment letter, Delivery note

4.6. Development Planning

Achievements

- All 67 Housing enquiries attended to within 15 days of receipt in the 3rd quarter of 2025/ 26 FY.
- The housing beneficiary list was updated, 118 housing beneficiaries identified and captured in the National Housing Need Register (NHNR).
- 1 Housing Consumer Education Programme conducted YTD on the 10th of March 2026.

Building Control

- 8 notices were issued within an average of 1 working day in the 3rd quarter of 2025/ 26 FY.
- 14 building plans were assessed within an average of 29 working days. 12 applications finalized within an average of 11 weeks.
- 23 applications were finalised within an average of 14 weeks in the 3rd quarter of 2025/ 26 FY.
- Detection of building control contra ventions and enforcing of building control regulation by the municipality is implemented.

Land Use Management

- 23 applications were finalised within an average of 14 weeks in the 3rd quarter of 2025/ 26 FY.
- 90 properties were identified and verified

Human Settlements

- All 67 Housing enquiries attended to within 15 days of receipt in the 3rd quarter of 2025/ 26 FY.
- The housing beneficiary list was updated, 118 housing beneficiaries identified and captured in the National Housing Need Register (NHNR).
- 1 Housing Consumer Education Programme conducted YTD on the 10th of March 2026.

Local Economic Development

- 2 meetings with strategic partners on SLP/ CSI conducted (19th of March 2026, and 3rd of March 2026).

Challenges

- Extension at Rural villages not adhering to the local SDF.
- The Process of re-establishment of the Municipal Planning Tribunal for Municipal readiness experiences delays
- The review of the Lephalale Municipal SDF is in progress (Milestones attached to Phase 1 to Phase 4 presented to IGR PSC) - 3 phases remaining.
- Review is progressing in accordance with the Project Work Plan (divided into 6 phases). Phase 1 complete, Phase 2 and 3 in progress. Phase 4,5 and 6 not yet started.
- 8 contravention notices issued within an average of 2.5 working days, instead of 2 working days.
- 125 Jobs created through municipal projects YTD.

Development Planning: out of the Twenty-three (23) indicators, seven (7) achieved, three (3) exceeded, six (6) performed below target, and seven (7) are not applicable. A score of 63% for the department is achieved.

Indicators	Total number 26
Achieved Target	07
Exceeded	03
Over exceeded Target	0
Below Target	06
Unsatisfactory	0
Not Applicable	07

The Departmental performance is depicted on the color-coded pie chart below:

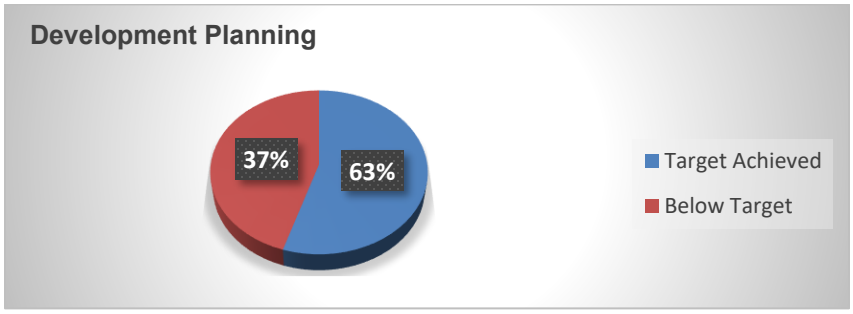

The detailed performance for the department follows:

	TOP LAYER SDBIP INDICATORS													
IDP-ID	**HIERARCHY (KPA\ STRATEGIC OBJECTIVE\ PROGRAMME)**	**PROJECT NAME/ DESCRIPTION**	**KEY PERFORMANCE INDICATOR**	**BASELINE**	**UOM**	**QUARTER 3 TARGET**	**ACTUAL**	**ACTUAL NOTES**	**CHALLENGES/ REASONS FOR UNDER OR OVER-ACHIEVEMENT**	**CORRECTIVE MEASURES FOR UNACHIEVED TARGETS**	**EXPENDITURE TO DATE**	**ANNUAL TARGET 2025/ 2026**	**ANNUAL BUDGET**	**PORTFOLIO OF EVIDENCE**
HUMAN SETTLEMENTS														
M-186	KPA 1: Spatial Rationale\ Rational planning to bridge first and second economies and provide adequate land for development\ Socio Economic Surveys	Housing query needs management	Percentage of Housing enquiries attended to within 15 days of receipt (non-cumulative)	100%	%	100%	100%	67 Housing enquiries attended to within 15 days of receipt. (Target achieved)	None	None	OPEX	100% Housing enquiries attended within 15 days of receipt by 30th June 2026	OPEX	Query registers
LM-HS1	KPA 1: Spatial Rationale\ Rational planning to bridge first and second economies and provide adequate land for development\ Socio Economic Surveys	Update on National Housing Need Register (NHNR).	Percentage of Housing beneficiaries identified and captured in the National Housing Need Register (NHNR). (non-cumulative)	100%	%	100%	100%	118 rural housing beneficiaries identified and captured. (Target achieved)	None	None	OPEX	100% Housing beneficiaries identified and captured in the National Housing Need Register (NHNR) by 30th June 2026	OPEX	Beneficiary list
LM-HS2	KPA 1: Spatial Rationale\ Rational planning to bridge first and second economies and provide adequate land for development\ Socio	Housing Consumer education	Number of Housing Consumer Education conducted (YTD)	5	#	3	3	1 Housing Consumer Education conducted on the 10th of March 2026. (Target achieved)	None	None	OPEX	4 Housing Consumer Education conducted by 30th June 2026	OPEX	Invitations, agendas, and attendance registers

	TOP LAYER SDBIP INDICATORS													
IDP-ID	HIERARCHY (KPA\ STRATEGIC OBJECTIVE\ PROGRAMME)	PROJECT NAME/ DESCRIPTION	KEY PERFORMANCE INDICATOR	BASELINE	UOM	QUARTER 3 TARGET	ACTUAL	ACTUAL NOTES	CHALLENGES/ REASONS FOR UNDER OR OVER-ACHIEVEMENT	CORRECTIVE MEASURES FOR UNACHIEVED TARGETS	EXPENDITURE TO DATE	ANNUAL TARGET 2025/ 2026	ANNUAL BUDGET	PORTFOLIO OF EVIDENCE
	Economic Surveys													
LM-HS3	KPA 1: Spatial Rationale\ Rational planning to bridge first and second economies and provide adequate land for development\ Socio Economic Surveys	Socio-Economic Surveys	Number of Socio-Economic Surveys conducted (YTD)	2	#	3	3	1 Socio Economic Surveys conducted. (Target achieved)	None	None	OPEX	4 Socio-Economic Surveys conducted by 30th June 2026	OPEX	Socio Economic Survey Report, Completed signed forms
						BUILDING CONTROL								
M-114	KPA 1: Spatial Rationale\ Rational planning to bridge first and second economies and provide adequate land for development\ Building Plans Administration and Inspectorate	Compliance with building control regulations	Average turn-around time of building contraventions detected and attended to within 2 working days. (non-cumulative)	1 working day	#	2 working days	1 working day	8 notices were issued within an average of 1 working day. (Target over-achieved)	The availability of staff and interns within the Department enhances the efficiency for both Land-Use and Building Control.	None	OPEX	2 working days average turn-around time of building contraventions detected and attended too by 30th June 2026	OPEX	Copies of notices issued
M_759	KPA 1: Spatial Rationale\ Rational planning to bridge first and second economies and provide	Compliance with building control regulations	Average turn-around time for assessment of building plans. (non-cumulative)	29 working days	#	30 working days	29 working days	14 building plans were assessed within an average of 29 working days. (Target	Swift assessments on Building Plans by the department and monitoring by Directors	None	OPEX	30 working days average turn-around time for assessment of building plans by	OPEX	A register indicating the date in which Building plans were received to assessmen

	TOP LAYER SDBIP INDICATORS													
IDP-ID	HIERARCHY (KPA\ STRATEGIC OBJECTIVE\ PROGRAMME)	PROJECT NAME/ DESCRIPTION	KEY PERFORMANCE INDICATOR	BASELINE	UOM	QUARTER 3 TARGET	ACTUAL	ACTUAL NOTES	CHALLENGES/ REASONS FOR UNDER OR OVER-ACHIEVEMENT	CORRECTIVE MEASURES FOR UNACHIEVED TARGETS	EXPENDITURE TO DATE	ANNUAL TARGET 2025/ 2026	ANNUAL BUDGET	PORTFOLIO OF EVIDENCE
	adequate land for development\ Building Plans Administration and Inspectorate							Over-achieved)	shortens the turnaround time.			30th June 2026		t conclusion
						LAND USE MANAGEMENT & GIS								
M_755	KPA 1: Spatial Rationale\ Rational planning to bridge first and second economies and provide adequate land for development\ Land use	Implementation of the municipal Land use scheme	Average turn-around time for assessment, finalization of land use and development applications from date of receipt as delegated to the Municipal Planning Tribunal. (non-cumulative)	0 weeks	# weeks	16 weeks	75.4 weeks	3 Pending applications and no sitting arranged - the re-establishment of the Municipal Planning Tribunal is yet to be finalized for consideration. (Target not achieved)	Awaiting the establishment of the MPT, which is in process	To fast-track the Municipal Planning Tribunal establishment.	OPEX	16 weeks Average turn-around time for assessment, finalization of land use and development applications from date of receipt as delegated to the Municipal Planning Tribunal by 30th June 2026	OPEX	Tribunal Resolution letter/s
M_760	KPA 1: Spatial Rationale\ Rational planning to bridge first and second economies and provide adequate land for development\ Land use	Implementation of the Municipal Land use scheme	Average turn-around time for assessment, finalization of land use and development applications from the date of receipt as delegated to the Executive	9.53 weeks	# weeks	16 weeks	14 weeks	23 applications were finalised within an average of 14 weeks. (Target over-achieved)	Regularly scheduled adjudication sessions for land development applications	None	OPEX	16 weeks average turn-around time for assessment, finalization of land use and development applications from the	OPEX	Assessment Register

	TOP LAYER SDBIP INDICATORS													
IDP-ID	HIERARCHY (KPA\ STRATEGIC OBJECTIVE\ PROGRAMME)	PROJECT NAME/ DESCRIPTION	KEY PERFORMANCE INDICATOR	BASELINE	UOM	QUARTER 3 TARGET	ACTUAL	ACTUAL NOTES	CHALLENGES/ REASONS FOR UNDER OR OVER-ACHIEVEMENT	CORRECTIVE MEASURES FOR UNACHIEVED TARGETS	EXPENDITURE TO DATE	ANNUAL TARGET 2025/ 2026	ANNUAL BUDGET	PORTFOLIO OF EVIDENCE
			Manager (non-cumulative)									date of receipt as delegated to the Executive Manager by 30th June 2026		
M_761	KPA 1: Spatial Rationale\ Rational planning to bridge first and second economies and provide adequate land for development\ Land use	Compliance with Municipal Land use Scheme	Average turn-around time of land use contraventions detected and attended to within 2 working days. (non-cumulative)	2.38 working days	# weeks	2 working days	2.5 days workings	8 contravention notices issued within an average of 2.5 working days. (Target not achieved)	Unavailability of the concerned occupants to acknowledge one of the contravention notices issued	Alternative service method will be used where deemed necessary (commenced)	OPEX	2 working days average turn-around time of land use contraventions detected and attended to within 2 working days by 30th June 2026	OPEX	Copies of Notices issued.
GG_001	KPA 1: Spatial Rationale\ Rational planning to bridge first and second economies and provide adequate land for development\ Land use	Implementation of Municipal Geographic Information System	Number of properties identified and verified in line with Land use activities (YTD)	90	#	90	90	90 properties were identified and verified. (Target achieved)	None	None	OPEX	120 properties identified and verified in line with Land use activities per quarter by 30th June 2026	OPEX	Property Register
DPP_1	KPA 1: Spatial Rationale\ Rational planning to bridge first and	Review and approval of Spatial Development Framework	Number of Spatial Development Framework reviewed and	1	#	N/A	N/A	Target is not applicable for the quarter	N/A	N/A	OPEX	1 Spatial Development Framework reviewed	OPEX	Municipal SDF Document, Council Resolution,

	TOP LAYER SDBIP INDICATORS													
IDP-ID	**HIERARCHY (KPA\ STRATEGIC OBJECTIVE\ PROGRAMME)**	**PROJECT NAME/ DESCRIPTION**	**KEY PERFORMANCE INDICATOR**	**BASELINE**	**UOM**	**QUARTER 3 TARGET**	**ACTUAL**	**ACTUAL NOTES**	**CHALLENGES/ REASONS FOR UNDER OR OVER-ACHIEVEMENT**	**CORRECTIVE MEASURES FOR UNACHIEVED TARGETS**	**EXPENDITURE TO DATE**	**ANNUAL TARGET 2025/ 2026**	**ANNUAL BUDGET**	**PORTFOLIO OF EVIDENCE**
	second economies and provide adequate land for development\ Land use		approved by Council (non-cumulative)									and approved by Council by 30th June 2026		Copy of the Gazzette
DPP_2	KPA 1: Spatial Rationale\ Rational planning to bridge first and second economies and provide adequate land for development\ Land use	Review and approval of Municipal Land Use Scheme	Number of Municipal Land Use Scheme reviewed and approved by Council (non-cumulative)	1	#	N/A	N/A	Target is not applicable for the quarter	N/A	N/A	OPEX	1 Municipal Land Use Scheme reviewed and approved by Council by 30th June 2026	OPEX	Municipal Land-Use Scheme Document, Council Resolution, Copy of the Gazzette
LOCAL ECONOMIC DEVELOPMENT														
M_688	KPA 3: Local Economic Development\ Create a conducive environment for businesses to invest and prosper\ Job Creation	Job Creation through Municipal Projects	Number of jobs created through municipal LED initiatives and capital projects per quarter (from municipal budget) (YTD)	132	#	340	125	125 jobs were created through municipal projects YTD. 1 job opportunity created this quarter. (Target not achieved)	Municipal projects did not commence and yield new jobs; as a result, only 1 job was created.	Different municipal divisions, i.e., parks, public works, waste, and water, accelerate the implementation of capital projects and create new employment opportunities	OPEX	440 jobs created through municipal LED initiatives and capital projects per quarter (from municipal budget) by 30th June 2026	OPEX	List of beneficiaries as per POPIA, appointment letters/ contracts of employment
M_51	KPA 3: Local Economic Development\ Create a conducive environment for	Conduct workshops for SMMEs	Number of SMME's workshops conducted (YTD)	1	#	N/A	N/A	Target is not applicable for the quarter	N/A	N/A	OPEX	N/A	OPEX	Invitations, Agendas, and attendance registers and

	TOP LAYER SDBIP INDICATORS													
IDP-ID	HIERARCHY (KPA\ STRATEGIC OBJECTIVE\ PROGRAMME)	PROJECT NAME/ DESCRIPTION	KEY PERFORMANCE INDICATOR	BASELINE	UOM	QUARTER 3 TARGET	ACTUAL	ACTUAL NOTES	CHALLENGES/ REASONS FOR UNDER OR OVER-ACHIEVEMENT	CORRECTIVE MEASURES FOR UNACHIEVED TARGETS	EXPENDITURE TO DATE	ANNUAL TARGET 2025/ 2026	ANNUAL BUDGET	PORTFOLIO OF EVIDENCE
	businesses to invest and prosper\ Job Creation													workshop material
M_695	KPA 3: Local Economic Development\ Create a conducive environment for businesses to invest and prosper\ Marketing and Branding	Conduct training for Street Traders	Number of Street Traders trainings conducted (non-cumulative)	1	#	N/A	N/A	Target is not applicable for the quarter	N/A	N/A	OPEX	1 Street Traders training conducted by 30th June 2026	OPEX	Invitations, Agendas, and attendance registers
M_696	KPA 3: Local Economic Development\ Create a conducive environment for businesses to invest and prosper\ Marketing and Branding	Conduct meetings with strategic partners on SLP/ CSI	Number of meetings with strategic partners on SLP/ CSI conducted (YTD)	6	#	6	6	2 meetings with strategic partners on SLP/ CSI conducted (19th of March 2026, and 3rd of March 2026). (Target achieved)	None	None	OPEX	8 meetings with strategic partners on SLP/ CSI conducted by 30th June 2026	OPEX	Invitations Agendas, attendance registers, and Minutes
COMPLIANCE KPI'S														
M_23	KPA 4: Good Governance and Public Participation\ Responsible, accountable, effective, and efficient corporate	Complaints received on the Electronic System	Percentage of complaints received on the electronic system by customer care and successfully attended to by Development Planning (non-cumulative)	0%	%	100%	N/A	No Complaints received on the Electronic System in Development Planning	N/A	N/A	OPEX	100% complaints received on the electronic system by customer care and successfully attended to	OPEX	System generated quarterly Report signed off by Director DP

	TOP LAYER SDBIP INDICATORS													
IDP-ID	**HIERARCHY (KPA\ STRATEGIC OBJECTIVE\ PROGRAMME)**	**PROJECT NAME/ DESCRIPTION**	**KEY PERFORMANCE INDICATOR**	**BASELINE**	**UOM**	**QUARTER 3 TARGET**	**ACTUAL**	**ACTUAL NOTES**	**CHALLENGES/ REASONS FOR UNDER OR OVER-ACHIEVEMENT**	**CORRECTIVE MEASURES FOR UNACHIEVED TARGETS**	**EXPENDITURE TO DATE**	**ANNUAL TARGET 2025/ 2026**	**ANNUAL BUDGET**	**PORTFOLIO OF EVIDENCE**
	governance\ IT and Support											by Development Planning by 30th June 2026		
M_26	KPA 4: Good Governance and Public Participation\ Responsible, accountable, effective, and efficient corporate governance\ Auditor General	AG queries resolved	Percentage of AG queries resolved by Development Planning (YTD)	100%	%	50%	N/A	No AG queries applicable to the Development Planning	N/A	N/A	OPEX	100% AG queries resolved by Development Planning by 30th June 2026	OPEX	Summary of AG queries resolved signed by CAE and Director DP
M_27	KPA 4: Good Governance and Public Participation\ Responsible, accountable, effective, and efficient corporate governance\ Auditor General	Internal Audit findings resolved	Percentage of Internal Audit findings resolved by Development Planning (YTD)	71%	%	80%	48%	Out of 26 IA findings, 10 have been resolved, 11 have not been resolved, and 5 are not yet due. (Target not achieved)	Lack of personnel and equipment for law enforcement in the department	Currently resolving audit queries. Training of law enforcers is being negotiated with the training officer.	OPEX	100% Internal audit findings resolved by Development Planning by 30th June 2026	OPEX	Summary of IA queries resolved signed by CAE and Director DP
M_28	KPA 4: Good Governance and Public Participation\ Responsible, accountable, effective, and efficient corporate governance\ Auditor General	Implementation of AC resolutions	Percentage of AC's resolutions implemented by Development Planning (non-cumulative)	100%	%	100%	N/A	No AC resolutions implementation applicable for Development Planning.	N/A	N/A	OPEX	100% AC's resolutions implemented by Development Planning by 30th June 2026	OPEX	Summary of AC Resolutions Implemented, Signed by CAE and Director DP

	TOP LAYER SDBIP INDICATORS													
IDP-ID	**HIERARCHY (KPA\ STRATEGIC OBJECTIVE\ PROGRAMME)**	**PROJECT NAME/ DESCRIPTION**	**KEY PERFORMANCE INDICATOR**	**BASELINE**	**UOM**	**QUARTER 3 TARGET**	**ACTUAL**	**ACTUAL NOTES**	**CHALLENGES/ REASONS FOR UNDER OR OVER-ACHIEVEMENT**	**CORRECTIVE MEASURES FOR UNACHIEVED TARGETS**	**EXPENDITURE TO DATE**	**ANNUAL TARGET 2025/ 2026**	**ANNUAL BUDGET**	**PORTFOLIO OF EVIDENCE**
M_348	KPA 5: Financial Viability and Financial Management\ Enhance revenue and financial management\ Expenditure Management	Payment of Creditors	Percentage of creditors paid within 30 days by Development Planning (non-cumulative)	100%	%	100%	92%	Out of 12 creditors paid within 30 days, 11 paid within 30 days, and 1 paid late. (Target not achieved)	Invoices submitted late by the service providers	We engaged the service providers to submit invoices in time.	OPEX	100% Creditors paid within 30 days by Development Planning by 30th June 2026	OPEX	Payment Report signed by Manager Expenditure
M_667	KPA 4: Good Governance and Public Participation\ Responsible, accountable, effective, and efficient corporate governance\ Risk Management	Risk mitigations implemented	Percentage of risks findings resolved by Development Planning (YTD)	69%	%	80%	56%	Of the 36 risk mitigations, 20 have been addressed, and 16 have not. (Target not achieved)	Illegal land occupation is still a challenge in LLM areas	Follow up with the lawyer on the land transfer for the purchased land to accommodate communities.	OPEX	100% risks findings resolved by Development Planning by 30th June 2026	OPEX	Summary of Risks mitigations Implemented by CRO and Municipal Manager
M_691	KPA 4: Good Governance and Public Participation\ Responsible, accountable, effective, and efficient corporate governance\ Audit Committee	Implementation of Council resolutions	Percentage of Council resolutions implemented by Development Planning	100%	%	100%	100%	All 8 Council resolutions implemented. (Target achieved)	None	None	OPEX	100% Council resolutions implemented by Development Planning by 30th June 2026	OPEX	Council Resolution Register

4.7. Strategic Support Services

Public Participation

- 03 Public Participation/ feedback community meetings held
- Stakeholders' engagement meeting held on the 30th of March 2026 at Steenbokpan-MCWAP2.
- MCWAP2.
- Stakeholders' engagement meeting was held on the 6th of February at Mokuruanyane Thusong centre-MACWAP2.
- SOD Turning- Exxaro Skills Development Centre on the 30th of January 2026 at Seleka Tribal Authority.
- 01 Imbizo was held on the 3rd of March 2026 at Dipompong Sports Ground.
- All 15 Wards are functional.

Special Programs

- 01 HIV/Aids campaign/ meeting was held on the 25th of March 2026 at Steenbokpan Thusong centre
- 04 special programs/ awareness campaigns/meetings held:
- Mayoral Matric Awards on the 5th of February 2026, at Mogol Club.
- 02 Back to School campaigns held on the 27th of January 2026 at Segale Primary School and Baitswe Secondary School.
- Distribution of baby hampers at Ellisras and Witpoort hospitals on the 1st of January 2026.

Communications

- Local Newspaper, WhatsApp, and Facebook are used as media platforms to keep the stakeholders and community abreast of matters of civil interest.
- 9 media releases were issued during 3rd quarter.
- 127 notices were issued and published through social media in the 3rd quarter of 2025/ 26 FY.

Integrated Development Planning (IDP)

- 01 IDP Representative Forum meeting was held on the 26th of March 2026, Segale Sports Ground.

Performance Management System (PMS)

- The 2024/25 FY Oversight on Annual Report to Council was approved by Council on……
- All 7 Mid-year performance assessments performed for all Directors and MM.
- No service complaints have been reported.
- All required documents (The Annual Report published on the Website for Strategic Support Services)
- 50% of AG queries were resolved. Out of 4 AG queries, 2 have been resolved, 1 has not yet started, and 1 is in progress.
- 100% AC resolutions. Out of 6 AC resolutions, 5 have been implemented, and 1 is ongoing.
- All 45 creditors were paid within 30 days by Strategic Support Services.

Challenges

- 71% of IA findings were resolved.
- Out of 17 IA findings, 12 have been resolved, and 05 have not been resolved.

Strategic Support Services: out of the Thirty (30) indicators, sixteen (16) achieved, four (4) exceeded, and two (2) performed below target, and eight (8) are not applicable. A score of 91% for the department is achieved. 1 project in progress.

Indicators	Total number 30
Achieved Target	16
Exceeded	04
Over Exceeded	0
Below Target	02
Unsatisfactory	0
Not Applicable	08

The Departmental performance is depicted on the color-coded pie chart below:

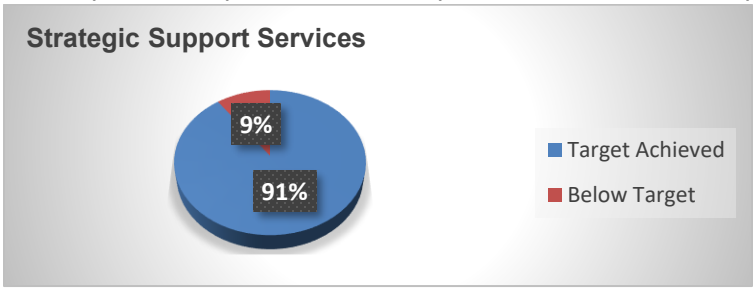

The detailed performance for the department follows:

	TOP LAYER SDBIP INDICATORS													
IDP-ID	**HIERARCHY (KPA\ STRATEGIC OBJECTIVE \ PROGRAMME)**	**PROJECT NAME/ DESCRIPTION**	**KEY PERFORMANCE INDICATOR**	**BASELINE**	**UOM**	**QUARTER 3 TARGET**	**ACTUAL**	**ACTUAL NOTES**	**CHALLENGES/ REASONS FOR UNDER OR OVER-ACHIEVEMENT**	**CORRECTIVE MEASURES FOR UNACHIEVED TARGETS**	**EXPENDITURE TO DATE**	**ANNUAL TARGET 2025/ 2026**	**ANNUAL BUDGET**	**PORTFOLIO OF EVIDENCE**
PUBLIC PARTICIPATION														
C_11	KPA 4: Good Governance and Public Participation\ Capacitate disadvantaged groups\ Special Projects	Public participation/ feedback community meetings	Number of Public participation/ feedback community meetings held (YTD)	3	#	3	4	3 Public participation/ feedback community meetings held. Stakeholders' engagement meeting held on the 30th of March 2026 at Steenbokpan, MCWAP-2. Stakeholders' engagement meeting held on the 6th of February at Mokuruanyane Thusong centre, and SOD Turning: of Exxaro Skills Development Centre program held on the 30th of January 2026 at Tribal Authority. (Target over-achieved)	An overachievement was due to Public Participation feedback on community programmes that needed to be addressed during the 3rd quarter of 2025/ 26 FY.	None	OPEX	4 Public participation/ feedback community meetings held by 30th June 2026	OPEX	Invitations, Agendas, and attendance registers
C_12	KPA 4: Good Governance and Public Participation\ Capacitate disadvantaged groups\	Conducting Municipal Imbizos	Number of Municipal Imbizos held (YTD)	3	#	3	3	1 Imbizo held on the 24th of March 2026 at Dipompong Sports Ground.	None	None	OPEX	4 Municipal Imbizos held by 30th June 2026	OPEX	Notice, Agenda Attendance registers.

	TOP LAYER SDBIP INDICATORS													
IDP-ID	**HIERARCHY (KPA\ STRATEGIC OBJECTIVE \ PROGRAMME)**	**PROJECT NAME/ DESCRIPTION**	**KEY PERFORMANCE INDICATOR**	**BASELINE**	**UOM**	**QUARTER 3 TARGET**	**ACTUAL**	**ACTUAL NOTES**	**CHALLENGES/ REASONS FOR UNDER OR OVER-ACHIEVEMENT**	**CORRECTIVE MEASURES FOR UNACHIEVED TARGETS**	**EXPENDITURE TO DATE**	**ANNUAL TARGET 2025/ 2026**	**ANNUAL BUDGET**	**PORTFOLIO OF EVIDENCE**
	Special Projects							(Target achieved)						
M_208	KPA 4: Good Governance and Public Participation\ Responsible, accountable, effective, and efficient corporate governance\ Ward Committees	Convening of meetings by ward committee chairpersons and submission of reports from such meetings	Number of Functional Ward Committees in the Municipality (non-cumulative)	15	#	15	15	All 15 Ward Committees in the Municipality are Functional. (Target achieved)	None	None	OPEX	15 Functional Ward committees by 30th June 2026	OPEX	Attendance register, Minutes, and schedule of meetings
M_322	KPA 4: Good Governance and Public Participation\ Capacitate disadvantaged groups\ Special Projects	Convening of HIV/Aids campaigns/meetings by Municipality	Number of HIV/Aids campaigns/ meetings held (YTD)	3	#	3	3	1 HIV/Aids campaigns/ meeting held on the 25th of March 2026 at Steenbokpan Thusong centre.	None	None	OPEX	4 HIV/Aids campaigns / meetings held by 30th June 2026	OPEX	Invitations, Agendas and attendance registers
M_641	KPA 4: Good Governance and Public Participation\ Capacitate disadvantaged groups\ Special Projects	Convening of at least 3 special programs awareness campaigns/meetings	Number of special programs awareness campaigns/meetings held (YTD)	8	#	9	10	4 special programs awareness campaigns/meetings held. Mayoral Matric Wards held on to the 5th of February 2026, 2 Back to School campaigns held on the 27th of January 2026 at Segale	An overachievement was due to school campaigns that were conducted	None	OPEX	12 special programs awareness campaigns /meetings held by 30th June 2026	OPEX	Invitations, Agendas, and attendance registers

	TOP LAYER SDBIP INDICATORS													
IDP-ID	HIERARCHY (KPA\ STRATEGIC OBJECTIVE \ PROGRAMME)	PROJECT NAME/ DESCRIPTION	KEY PERFORMANCE INDICATOR	BASELINE	UOM	QUARTER 3 TARGET	ACTUAL	ACTUAL NOTES	CHALLENGES/ REASONS FOR UNDER OR OVER-ACHIEVEMENT	CORRECTIVE MEASURES FOR UNACHIEVED TARGETS	EXPENDITURE TO DATE	ANNUAL TARGET 2025/ 2026	ANNUAL BUDGET	PORTFOLIO OF EVIDENCE
								Primary School and Baitswe Secondary School, and Distribution of baby hampers at Ellisras and Witpoort hospital on the 1st of January 2026. (Target Over-achieved)						
COMMUNICATIONS														
M_355	KPA 4: Good Governance and Public Participation\ Responsible, accountable, effective, and efficient corporate governance\ Communication	Issuing of media press statements to media houses on a quarterly basis	Number of media releases published per quarter (YTD)	18	#	15	27	9 Media releases submitted (Target Over-achieved)	There were high number of municipal activities that required publication in the media, hence the over achievement	None	OPEX	20 media statements issued by 30th June 2026	OPEX	Facebook Screenshots or newspaper articles.
M_355B	KPA 4: Good Governance and Public Participation\ Responsible, accountable, effective, and efficient corporate governance\ Communication	Review of Communication strategy	Number of Communication strategies reviewed (non-cumulative)	1	#	N/A	N/A	Target is not applicable for the quarter	N/A	N/A	OPEX	1 communication strategy developed and approved by 30th June 2026	OPEX	Communication Strategy and Council resolution

	TOP LAYER SDBIP INDICATORS													
IDP-ID	**HIERARCHY (KPA\ STRATEGIC OBJECTIVE \ PROGRAMME)**	**PROJECT NAME/ DESCRIPTION**	**KEY PERFORMANCE INDICATOR**	**BASELINE**	**UOM**	**QUARTER 3 TARGET**	**ACTUAL**	**ACTUAL NOTES**	**CHALLENGES/ REASONS FOR UNDER OR OVER-ACHIEVEMENT**	**CORRECTIVE MEASURES FOR UNACHIEVED TARGETS**	**EXPENDITURE TO DATE**	**ANNUAL TARGET 2025/ 2026**	**ANNUAL BUDGET**	**PORTFOLIO OF EVIDENCE**
M_355C	KPA 4: Good Governance and Public Participation\ Responsible, accountable, effective, and efficient corporate governance\ Communication	Issuing of public notices by communication unit on quarterly basis	Percentage of Notices from Internal departments published (non-cumulative)	100%	%	100%	100%	All 127 notices are Issued (Target achieved)	None	None	OPEX	100% Internal Notices from departments publicised by 30th June 2026	OPEX	Facebook Screenshots or copy of notices issued.
IDP														
M_262	KPA 4: Good Governance and Public Participation\ Responsible, accountable, effective, and efficient corporate governance\ Integrated Development Planning	Convening of at least 1 IDP Rep forum meeting per quarter by the Municipality	Number of IDP Rep forums meetings successfully held (YTD)	3	#	3	3	1 IDP Rep forum meeting held on the 26th of March 2026 at Segale Sports Ground. (Target achieved)	None	None	R 295 181.74	4 IDP Rep forums meetings held by 30th June 2026	R 1 065 916.00	Invitations, Agendas and attendance registers
M_325	KPA 4: Good Governance and Public Participation\ Responsible, accountable, effective, and efficient corporate governance\	Convening of 3 IDP road shown in the fourth quarter by the Municipality	Number of IDP road shows successfully held by end of May (non-cumulative)	3	#	N/A	N/A	Target is not applicable for the quarter	N/A	N/A		3 IDP Road-shows held by 30th June 2026		Invitations, Attendance registers, register of community needs and Agendas

	TOP LAYER SDBIP INDICATORS													
IDP-ID	**HIERARCHY (KPA\ STRATEGIC OBJECTIVE \ PROGRAMME)**	**PROJECT NAME/ DESCRIPTION**	**KEY PERFORMANCE INDICATOR**	**BASELINE**	**UOM**	**QUARTER 3 TARGET**	**ACTUAL**	**ACTUAL NOTES**	**CHALLENGES/ REASONS FOR UNDER OR OVER-ACHIEVEMENT**	**CORRECTIVE MEASURES FOR UNACHIEVED TARGETS**	**EXPENDITURE TO DATE**	**ANNUAL TARGET 2025/ 2026**	**ANNUAL BUDGET**	**PORTFOLIO OF EVIDENCE**
	Integrated Development Planning													
M_657	KPA 4: Good Governance and Public Participation\ Responsible, accountable, effective, and efficient corporate governance\ Integrated Development Planning	Submission of IDP document to Provincial MEC for assessment and rating	Percentage of IDP credibility rating by MEC in Financial Year (non-cumulative)	100%	%	N/A	N/A	Target is not applicable for the quarter	N/A	N/A	OPEX	100% IDP Rating by MEC from COGHSTA by 30th June 2026	OPEX	MECs credibility report
M_358	KPA 4: Good Governance and Public Participation\ Responsible, accountable, effective, and efficient corporate governance\ Integrated Development Planning	Submission of IDP document to council for Approval as legislated	Number of IDP approved by Council by end May (non-cumulative)	1	#	N/A	N/A	Target is not applicable for the quarter	N/A	N/A	OPEX	1 IDP reviewed and approved by 30th June 2026	OPEX	Council resolution
PERFORMANCE MANAGEMENT SYSTEM														
M_06	KPA 4: Good Governance and Public Participation\ Responsible, accountable, effective,	Submission of oversight on Annual Report to council for approval	Number of Final Annual Report approved by Council by end of March (non-cumulative)	1	#	1	1	1 Annual Report approved by Council (Target achieved)	None	None	OPEX	1 Oversight Report approved by Council by 30th June 2026	OPEX	Council resolution

	TOP LAYER SDBIP INDICATORS													
IDP-ID	HIERARCHY (KPA\ STRATEGIC OBJECTIVE \ PROGRAMME)	PROJECT NAME/ DESCRIPTION	KEY PERFORMANCE INDICATOR	BASELINE	UOM	QUARTER 3 TARGET	ACTUAL	ACTUAL NOTES	CHALLENGES/ REASONS FOR UNDER OR OVER-ACHIEVEMENT	CORRECTIVE MEASURES FOR UNACHIEVED TARGETS	EXPENDITURE TO DATE	ANNUAL TARGET 2025/ 2026	ANNUAL BUDGET	PORTFOLIO OF EVIDENCE
	and efficient corporate governance\ Performance Management													
M_09	KPA 4: Good Governance and Public Participation\ Responsible, accountable, effective, and efficient corporate governance\ Performance Management	Submission of a Draft Annual Report to council for noting	Number of Draft Annual Reports tabled to Council by 31st of January (non-cumulative)	1	#	1	1	1 Draft Annual Reports tabled to Council by 31st of January. (Target achieved)	None	None	OPEX	1 Annual Report tabled to Council by 31st January 2026	OPEX	Council resolution
M_40	KPA 4: Good Governance and Public Participation\ Responsible, accountable, effective, and efficient corporate governance\ Performance Management	Submission of quarterly Performance reports to Audit Committee for Oversight in a quarter	Number of\ Quarterly Performance Reports submitted to Audit Committee (YTD)	3	#	3	3	1 Quarterly Performance Reports submitted to Audit Committee. (Target achieved)	None	None	OPEX	4 Quarterly Performance Reports submitted to Audit Committee by 30th June 2026	OPEX	Signed quarterly reports submitted to Audit Committee
M_43	KPA 4: Good Governance and Public Participation\ Responsible, accountable, effective, and efficient corporate governance\ Performance Management	Submission of a SDBIP to the Mayor for Approval within the prescribed time frame	Number of SDBIP signed by the mayor within 28 days after the approval of budget and the IDP (non-cumulative)	1	#	N/A	N/A	Target is not applicable for the quarter	N/A	N/A	OPEX	1 2026/ 2027 SDBIP's approved by the Executive Mayor within 28 days after the approval	OPEX	Signed SDBIP

	TOP LAYER SDBIP INDICATORS													
IDP-ID	**HIERARCHY (KPA\ STRATEGIC OBJECTIVE \ PROGRAMME)**	**PROJECT NAME/ DESCRIPTION**	**KEY PERFORMANCE INDICATOR**	**BASELINE**	**UOM**	**QUARTER 3 TARGET**	**ACTUAL**	**ACTUAL NOTES**	**CHALLENGES/ REASONS FOR UNDER OR OVER-ACHIEVEMENT**	**CORRECTIVE MEASURES FOR UNACHIEVED TARGETS**	**EXPENDITURE TO DATE**	**ANNUAL TARGET 2025/ 2026**	**ANNUAL BUDGET**	**PORTFOLIO OF EVIDENCE**
												of the budget by 30th June 2026		
M_44	KPA 4: Good Governance and Public Participation\ Responsible, accountable, effective, and efficient corporate governance\ Performance Management	Submission of Mid-Performance Report to council in compliance with section 72 of MFMA	Number of Section 72 (mid-year performance reports) submitted to MM by 25th of January and to council by 31st January (non-cumulative)	1	#	**1**	1	1 Mid-year performance reports submitted to MM by 25th of January and to council by 31st January. Target achieved)	None	None	OPEX	1 Mid-year budget and performance assessments tabled before Council by 31st of January 2026	OPEX	Council resolution, and Mid-Year Report.
M_48	KPA 4: Good Governance and Public Participation\ Responsible, accountable, effective, and efficient corporate governance\ Performance Management	Compile an Annual Performance Report and submit it to Auditor General within the prescribed time	Number of Annual Performance Report submitted to auditor general by 30th August (non-cumulative)	1	#	N/A	N/A	Target is not applicable for the quarter	N/A	N/A	OPEX	1 Annual Report compiled and submitted to the office of the Auditor General by 31st August 2025	OPEX	Signed APR and Acknowledgement of receipt by AG
M_315	KPA 4: Good Governance and Public Participation\ Responsible, accountable, effective, and efficient corporate governance\ Performance Management	Conducting the Employee Performance assessment/ appraisal by employer in a quarter	Percentage of performance assessments performed for all EMs per quarter (non-cumulative)	100%	%	100%	100%	All 7 performance assessments were performed for all Directors. (Target achieved)	None	None	OPEX	100% performance assessments conducted for EM's including Municipal Manager by 30th June 2026	OPEX	Copies of dated and signed Assessment Plans

	TOP LAYER SDBIP INDICATORS													
IDP-ID	**HIERARCHY (KPA\ STRATEGIC OBJECTIVE \ PROGRAMME)**	**PROJECT NAME/ DESCRIPTION**	**KEY PERFORMANCE INDICATOR**	**BASELINE**	**UOM**	**QUARTER 3 TARGET**	**ACTUAL**	**ACTUAL NOTES**	**CHALLENGES/ REASONS FOR UNDER OR OVER-ACHIEVEMENT**	**CORRECTIVE MEASURES FOR UNACHIEVED TARGETS**	**EXPENDITURE TO DATE**	**ANNUAL TARGET 2025/ 2026**	**ANNUAL BUDGET**	**PORTFOLIO OF EVIDENCE**
M_315E	KPA 4: Good Governance and Public Participation\ Responsible, accountable, effective, and efficient corporate governance\ Performance Management	Conduction of annual performance evaluations for executive managers by a panel as legislated 9 months after the end of financial year under review.	Number of Annual Performance Evaluation for Municipal manager and Executive Managers conducted (non-cumulative)	1	#	N/A	N/A	Target is not applicable for the quarter	N/A	N/A	OPEX	1 Annual Performance Evaluation for Municipal Manager and Executive Managers conducted by 30th June 2026	OPEX	Evaluations report.
COMPLIANCE KPI'S														
M_23	KPA 4: Good Governance and Public Participation\ Responsible, accountable, effective, and efficient corporate governance\ IT and Support	Complaints received on the Electronic System	Percentage of complaints received on the electronic system by customer care and successfully attended to by Strategic Support Services (non-cumulative)	90%	%	100%	N/A	No Complaints received on the Electronic System for Strategic Support Services	N/A	N/A	OPEX	100% complaints received on the electronic system by customer care and successfully attended to by Strategic Support Services by 30th June 2026	OPEX	System generated quarterly Report signed off by Director SSS
M_26	KPA 4: Good Governance and Public Participation\ Responsible, accountable, effective, and efficient corporate governance\	AG queries resolved	Percentage of AG queries resolved by Strategic Support Services (YTD)	50%	%	50%	50%	Out of 4 AG queries, 2 have been resolved, 1 has not yet started, and 1 is in progress. (Target achieved)	None	None	OPEX	100% AG queries resolved by Strategic Support Services by 30th June 2026	OPEX	Summary of AG queries resolved signed by CAE and Director SSS

	TOP LAYER SDBIP INDICATORS													
IDP-ID	**HIERARCHY (KPA\ STRATEGIC OBJECTIVE \ PROGRAMME)**	**PROJECT NAME/ DESCRIPTION**	**KEY PERFORMANCE INDICATOR**	**BASELINE**	**UOM**	**QUARTER 3 TARGET**	**ACTUAL**	**ACTUAL NOTES**	**CHALLENGES/ REASONS FOR UNDER OR OVER-ACHIEVEMENT**	**CORRECTIVE MEASURES FOR UNACHIEVED TARGETS**	**EXPENDITURE TO DATE**	**ANNUAL TARGET 2025/ 2026**	**ANNUAL BUDGET**	**PORTFOLIO OF EVIDENCE**
	Auditor General													
M_27	KPA 4: Good Governance and Public Participation\ Responsible, accountable, effective, and efficient corporate governance\ Auditor General	Internal Audit findings resolved	Percentage of Internal Audit findings resolved by Strategic Support Services (YTD)	59%	%	80%	71%	Out of 17 IA findings, 12 have been resolved, and 5 have not been resolved. (Target not achieved)	Findings require consultation with external agencies about Deaf people, where studies on feasibility and implementation takes time before completion	Engaged, the special school principal for the Deaf impaired advised that we hold a meeting with the deaf community.	OPEX	100% Internal audit findings resolved by Strategic Support Services by 30th June 2026	OPEX	Summary of IA queries resolved signed by CAE and Director SSS
M_28	KPA 4: Good Governance and Public Participation\ Responsible, accountable, effective, and efficient corporate governance\ Auditor General	Implementation of AC resolutions	Percentage of AC's resolutions implemented by Strategic Support Services (non-cumulative)	50%	%	100%	100%	Out of 6 AC resolutions, 5 have been implemented, and 1 is ongoing. (Target achieved)	None	None	OPEX	100% AC's resolutions implemented by Strategic Support Services by 30th June 2026	OPEX	Summary of AC Resolutions Implemented, Signed by CAE and Director SSS
M_348	KPA 5: Financial Viability and Financial Management \ Enhance revenue and financial management \ Expenditure Management	Payment of Creditors	Percentage of creditors paid within 30 days by Strategic Support Services (non-cumulative)	100%	%	100%	100%	All 45 creditors paid within 30 days by Strategic Support Services (Target achieved)	None	None	OPEX	100% Creditors paid within 30 days by Strategic Support Services by 30th June 2026	OPEX	Payment Report signed by Manager Expenditure

	TOP LAYER SDBIP INDICATORS													
IDP-ID	**HIERARCHY (KPA\ STRATEGIC OBJECTIVE \ PROGRAMME)**	**PROJECT NAME/ DESCRIPTION**	**KEY PERFORMANCE INDICATOR**	**BASELINE**	**UOM**	**QUARTER 3 TARGET**	**ACTUAL**	**ACTUAL NOTES**	**CHALLENGES/ REASONS FOR UNDER OR OVER-ACHIEVEMENT**	**CORRECTIVE MEASURES FOR UNACHIEVED TARGETS**	**EXPENDITURE TO DATE**	**ANNUAL TARGET 2025/ 2026**	**ANNUAL BUDGET**	**PORTFOLIO OF EVIDENCE**
M_654	KPA 4: Good Governance and Public Participation\ Responsible, accountable, effective, and efficient corporate governance\ Communication	Updating of Municipal website	Percentage on updating Municipal Website as per Sec 75 of the MFMA by Strategic Support Services (non-cumulative)	N100%	%	100%	100%	All required documents (The Annual Report published on the Website for Strategic Support Services) (Target achieved)	None	None	OPEX	100% Updating of Municipal Website as per Sec 75 of the MFMA by Strategic Support Services by 30th June 2026	OPEX	Calendar of Legislated Publications, Screenshots of Reports Published.
M_667	KPA 4: Good Governance and Public Participation\ Responsible, accountable, effective, and efficient corporate governance\ Risk Management	Risk mitigations implemented	Percentage of Risks mitigations implemented by Strategic Support Services (YTD)	69%	%	80%	100%	All 13 Risk mitigations implemented by Strategic Support Services. (Target over-achieved)	The Directorate is fast-tracking the implementation of risks mitigations	None	OPEX	100% Risk mitigations implemented by Strategic Support Services by 30th June 2026	OPEX	Summary of Risks Mitigations Implemented signed by CRO and Director SSS
M_691	KPA 4: Good Governance and Public Participation\ Responsible, accountable, effective, and efficient corporate governance\ Audit Committee	Implementation of Council resolutions	Percentage of Council resolutions implemented by Strategic Support Services (non-cumulative)	100%	%	100%	100%	All 26 Council resolutions implemented by Strategic Support Services. (Target achieved)	None	None	OPEX	100% Council resolutions implemented by Strategic Support Services by 30th June 2026	OPEX	Council Resolution Register
PROJECTS UNDER THE OFFICE OF THE STRATEGIC SUPPORT SERVICES														
SSS/COMM3	KPA 4: Good Governance	Acquisition of 1X Drone for Communication	Number of Drone's for	New project	#	Supply and Delivery of x1 Drone for	x1 Drone for Communi	x1 Drone for Communication supplied	None	None	R 37 728.90	1x Drone for Communic	R 50 000	Advert, Appointment letter,

	TOP LAYER SDBIP INDICATORS													
IDP-ID	**HIERARCHY (KPA\ STRATEGIC OBJECTIVE \ PROGRAMME)**	**PROJECT NAME/ DESCRIPTION**	**KEY PERFORMANCE INDICATOR**	**BASELINE**	**UOM**	**QUARTER 3 TARGET**	**ACTUAL**	**ACTUAL NOTES**	**CHALLENGES/ REASONS FOR UNDER OR OVER-ACHIEVEMENT**	**CORRECTIVE MEASURES FOR UNACHIEVED TARGETS**	**EXPENDITURE TO DATE**	**ANNUAL TARGET 2025/ 2026**	**ANNUAL BUDGET**	**PORTFOLIO OF EVIDENCE**
	and Public Participation\ Responsible, accountable, effective, and efficient corporate governance\ Communication		Communication procured			Communication	cation supplied and delivered	and delivered on the 27th of January 2026. (Target achieved)				ation procured 30th June 2026		Delivery note.
SSS/COMM4	KPA 4: Good Governance and Public Participation\ Responsible, accountable, effective, and efficient corporate governance\ Communication	Acquisition of 1X Camera for Communication	Acquisition of Cameras for Communication procured	New project	#	Appointment of the service provider through RFQ	Service provider not appointed	Service provider not appointed. (Target not achieved)	The budget adjusted for the procurement of a camera requires a downgrade from the initial specification.	The budget has been granted and is awaiting memorandum approval.	R 0	1x Camera for Camera Communication procured 30th June 2026	R 100 000	Advert, Appointment letter, Delivery note.

5. SDBIP budget statements

SDBIP budget statements
The Municipal Budget and Reporting Regulations (MBRR) R33 specifies that the financial report of a municipality must be in the format specified in Schedule C and include all the required tables, charts, explanatory information, and the quality certificate, considering any guidelines issued by the Minister in terms of section 168(1) of the Act.

The Finance Department has submitted the following:

a. Table C1 – Monthly Budget Statement (Summary)
b. Table C2 – Financial Performance by (functional classification)
c. Table C3 – Financial Performance (revenue and expenditure by municipal vote)
d. Table C4 – Financial Performance (revenue and expenditure)
e. Table C5 – Capital Expenditure (municipal vote, functional classification, and funding)
f. Table C6 – Financial Position
g. Table C7 – Cash Flow

a) Table C1 (Summary)

LIM362 Lephalale - Table C1 Monthly Budget Statement Summary - M09 March

Description R thousands	2024/25 Audited Outcome	Budget Year 2025/26 Original Budget	Adjusted Budget	Monthly actual	Year TD actual	Year TD budget	YTD variance	YTD variance %	Full Year Forecast
Financial Performance									
Property rates	119,797	133,680	133,680	10,459	93,383	100,260	(6,878)	-7%	133,680
Service charges	340,328	403,051	387,369	20,320	254,496	290,527	(36,031)	-12%	387,369
Investment revenue	7,605	7,592	7,592	649	6,203	5,694	509	9%	7,592
Transfers and subsidies - Operational	266,150	260,209	260,209	65,701	257,223	195,157	62,066	0	260,209
Other own revenue	118,094	99,677	99,478	7,215	69,910	74,608	(4,699)	-6%	99,478
Total Revenue (excluding capital transfers and contributions)	**851,974**	**904,210**	**888,328**	**104,345**	**681,213**	**666,246**	**14,968**	**2%**	**888,328**
Employee costs	253,785	273,857	275,857	22,144	225,750	208,837	16,912	8%	275,857
Remuneration of Councillors	14,369	16,063	16,063	1,183	10,650	12,047	(1,397)	-12%	16,063
Depreciation and amortisation	97,518	95,671	95,671	7,051	67,032	71,753	(4,721)	-7%	95,671
Interest	18,580	21,490	19,490	222	2,422	14,617	(12,195)	-83%	19,490
Inventory consumed and bulk purchases	239,533	263,365	234,365	28,102	200,346	176,034	24,312	14%	234,365
Transfers and subsidies	2,999	2,142	2,142	177	729	1,607	(878)	-55%	2,142
Other expenditure	263,315	228,817	242,544	16,472	193,277	182,626	10,651	6%	242,544
Total Expenditure	**890,099**	**901,405**	**886,132**	**75,351**	**700,206**	**667,522**	**32,684**	**5%**	**886,132**
Surplus/Deficit)	**(38,125)**	**2,804**	**2,196**	**28,994**	**(18,993)**	**(1,276)**	**(17,716)**	**1388%**	**2,196**
Transfers and subsidies - capital (monetary allocations)	134,605	117,238	117,238	45,142	92,870	87,928	4,942	6%	117,238
Transfers and subsidies - capital (in-kind)	–	–	–	–	–	–	–		–
Surplus/Deficit) after capital transfers & contributions	**96,481**	**120,042**	**119,434**	**74,136**	**73,878**	**86,652**	**(12,774)**	**-15%**	**119,434**
Share of surplus/ (deficit) of associate	–	–	–	–	–	–	–		–

Surplus/ (Deficit) for the year	**96,481**	**120,042**	**119,434**	**74,136**	**73,878**	**86,652**	**(12,774)**	**-15%**	**119,434**
Capital expenditure & funds sources									
Capital expenditure	**168,478**	**157,914**	**220,667**	**23,593**	**127,838**	**165,000**	**(37,163)**	**-23%**	**220,667**
Capital transfers recognised	128,729	117,238	171,337	22,004	108,531	128,003	(19,472)	-15%	171,337
Borrowing	–	–	–	–	–	–	–		–
Internally generated funds	**39,749**	**40,676**	**49,330**	**1,589**	**19,307**	**36,997**	**(17,691)**	**-48%**	**49,330**
Total sources of capital funds	**168,478**	**157,914**	**220,667**	**23,593**	**127,838**	**165,000**	**(37,163)**	**-23%**	**220,667**
Financial position									
Total current assets	360,074	319,883	380,308		448,020				380,308
Total noncurrent assets	1,537,333	1,590,521	1,661,026		1,596,835				1,661,026
Total current liabilities	222,257	214,427	113,054		320,294				113,054
Total noncurrent liabilities	174,648	223,514	144,648		166,805				144,648
Community wealth/Equity	**1,499,445**	**649,251**	**1,738,066**		**1,557,733**				**1,738,066**
Cash flows									
Net cash from (used) operating	633,303	156,151	142,755	128,276	391,135	238,723	(152,412)	-64%	142,755
Net cash from (used) investing	–	(181,601)	(260,355)	(25,264)	(144,598)	(195,266)	(50,668)	26%	(260,355)
Net cash from (used) financing	–	–	–	45	96	–	(96)	#DIV/0!	–
Cash/cash equivalents at the month/year end	**693,956**	**65,824**	**(51,532)**	**103,057**	**312,920**	**109,524**	**(203,395)**	**-186%**	**(51,312)**
Debtors & creditors analysis	**0-30 Days**	**31-60 Days**	**61-90 Days**	**91-120 Days**	**121-150 Dys**	**151-180 Dys**	**181 Dys-1 Yr**	**Over 1Yr**	**Total**
Debtors Age Analysis									
Total By Income Source	73,290	20,503	17,203	17,150	18,111	15,991	15,770	707,455	885,472
Creditors Age Analysis									
Total Creditors	19,195	101	1	–	24	–	–	6,680	26,002

b) Table C2

LIM362 Lephalale - Table C2 Monthly Budget Statement - Financial Performance (functional classification) - M09 March

Description	Ref	2024/25	Budget Year 2025/26							
		Audited Outcome	Original Budget	Adjusted Budget	Monthly actual	Year TD actual	Year TD budget	YTD variance	YTD variance	Full Year Forecast
R thousands	1								%	
Revenue - Functional										
Municipal governance and administration		**451,457**	**425,174**	**427,174**	**79,200**	**376,387**	**320,381**	56,006	17%	**427,174**
Executive and council		12,227	770	770	7	670	577	92	0	770
Mayor and Council		596	770	770	7	163	577	(415)	(0)	770
Municipal Manager, Town Secretary and Chief Executive		11,631	–	–	–	507	–	507	#DIV/0!	–
Finance and administration		439,230	424,404	426,404	79,194	375,717	319,803	55,914	0	426,404
Administrative and Corporate Support		–	–	–	–	–	–	–		–
Asset Management		–	–	–	–	–	–	–		–
Finance		422,486	424,404	426,404	79,194	375,717	319,803	55,914	0	426,404
Fleet Management		–	–	–	–	–	–	–		–
Human Resources		16,744	–	–	–	–	–	–		–
Information Technology		–	–	–	–	–	–	–		–
Legal Services		–	–	–	–	–	–	–		–
Marketing, Customer Relations, Publicity and Media Co-ordination		–	–	–	–	–	–	–		–
Property Services		–	–	–	–	–	–	–		–
Risk Management		–	–	–	–	–	–	–		–
Security Services		–	–	–	–	–	–	–		–
Supply Chain Management		–	–	–	–	–	–	–		–
Valuation Service		–	–	–	–	–	–	–		–
Internal audit		–	–	–	–	–	–	–		–
Governance Function		–	–	–	–	–	–	–		–
Community and public safety		**1,027**	**6,013**	**5,013**	**313**	**1,944**	**3,760**	**(1,816)**	**(0)**	**5,013**
Community and social services		**117**	**219**	**219**	**60**	**381**	**164**	**216**	**0**	**219**
Aged Care		–	–	–	–	–	–	–		–
Agricultural		–	–	–	–	–	–	–		–

Animal Care and Diseases	–	–	–	–	–	–	–		–	
Cemeteries, Funeral Parlours and Crematoriums	–	–	–	–	–	–	–		–	
Child Care Facilities	–	–	–	–	–	–	–		–	
Community Halls and Facilities	102	174	174	56	367	131	236	0	174	
Consumer Protection	–	–	–	–	–	–	–		–	
Cultural Matters	–	–	–	–	–	–	–		–	
Disaster Management	–	–	–	–	–	–	–		–	
Education	–	–	–	–	–	–	–		–	
Indigenous and Customary Law	–	–	–	–	–	–	–		–	
Industrial Promotion	–	–	–	–	–	–	–		–	
Language Policy	–	–	–	–	–	–	–		–	
Libraries and Archives	15	45	45	4	14	34	(20)	(0)	45	
Literacy Programmes	–	–	–	–	–	–	–		–	
Media Services	–	–	–	–	–	–	–		–	
Museums and Art Galleries	–	–	–	–	–	–	–		–	
Population Development	–	–	–	–	–	–	–		–	
Provincial Cultural Matters	–	–	–	–	–	–	–		–	
Theatres	–	–	–	–	–	–	–		–	
Zoo's	–	–	–	–	–	–	–		–	
Sport and recreation	–	–	–	–	–	–	–		–	
Beaches and Jetties	–	–	–	–	–	–	–		–	
Casinos, Racing, Gambling, Wagering	–	–	–	–	–	–	–		–	
Community Parks (including Nurseries)	–	–	–	–	–	–	–		–	
Recreational Facilities	–	–	–	–	–	–	–		–	
Sports Grounds and Stadiums	–	–	–	–	–	–	–		–	
Public safety	**910**	**5,794**	**4,794**	**253**	**1,563**	**3,595**	**(2,032)**	**(0)**	**4,794**	
Civil Defence	–	–	–	–	–	–	–		–	
Cleansing	–	–	–	–	–	–	–		–	
Control of Public Nuisances	–	–	–	–	–	–	–		–	
Fencing and Fences	–	–	–	–	–	–	–		–	
Fire Fighting and Protection	–	–	–	–	–	–	–		–	
Licensing and Control of Animals	–	–	–	–	–	–	–		–	
Police Forces, Traffic and Street Parking Control	910	5,794	4,794	253	1,563	3,595	(2,032)	(0)	4,794	
Pounds	–	–	–	–	–	–	–		–	
Housing	–	–	–	–	–	–	–		–	

Housing	–	–	–	–	–	–	–		–
Informal Settlements	–	–	–	–	–	–	–		–
Health	–	–	–	–	–	–	–		–
Ambulance	–	–	–	–	–	–	–		–
Health Services	–	–	–	–	–	–	–		–
Laboratory Services	–	–	–	–	–	–	–		–
Food Control	–	–	–	–	–	–	–		–
Health Surveillance and Prevention of Communicable Diseases including immunizations	–	–	–	–	–	–	–		–
Vector Control	–	–	–	–	–	–	–		–
Chemical Safety	–	–	–	–	–	–	–		–
Economic and environmental services	**16,385**	**52,617**	**52,417**	**16,594**	**24,691**	**39,313**	**(14,622)**	**(0)**	**52,417**
Planning and development	**1,494**	**1,338**	**1,338**	**33**	**368**	**1,003**	**(636)**	**(0)**	**1,338**
Billboards	–	–	–	–	–	–	–		–
Corporate Wide Strategic Planning (IDPs, LEDs)	–	–	–	–	–	–	–		–
Central City Improvement District	–	–	–	–	–	–	–		–
Development Facilitation	–	–	–	–	–	–	–		–
Economic Development/Planning	–	–	–	–	–	–	–		–
Regional Planning and Development	–	–	–	–	–	–	–		–
Town Planning, Building Regulations and Enforcement, and City Engineer	1,494	1,338	1,338	33	368	1,003	(636)	(0)	1,338
Project Management Unit	–	–	–	–	–	–	–		–
Provincial Planning	–	–	–	–	–	–	–		–
Support to Local Municipalities	–	–	–	–	–	–	–		–
Road transport	**14,891**	**51,279**	**51,079**	**16,561**	**24,324**	**38,310**	**(13,986)**	**(0)**	**51,079**
Public Transport	–	–	–	–	–	–	–		–
Road and Traffic Regulation	–	–	–	–	–	–	–		–
Roads	14,891	51,279	51,079	16,561	24,324	38,310	(13,986)	(0)	51,079
Taxi Ranks	–	–	–	–	–	–	–		–
Environmental protection	–	–	–	–	–	–	–		–
Biodiversity and Landscape	–	–	–	–	–	–	–		–
Coastal Protection	–	–	–	–	–	–	–		–
Indigenous Forests	–	–	–	–	–	–	–		–
Nature Conservation	–	–	–	–	–	–	–		–
Pollution Control	–	–	–	–	–	–	–		–

Soil Conservation		–	–	–	–	–	–	–		–
Trading services		**510,780**	**524,753**	**511,071**	**52,539**	**364,999**	**383,303**	**(18,305)**	**(0)**	**511,071**
Energy sources		**241,512**	**317,041**	**301,359**	**14,017**	**166,878**	**226,019**	**(59,141)**	**(0)**	**301,359**
Electricity		241,512	317,041	301,359	14,017	166,878	226,019	(59,141)	(0)	301,359
Street Lighting and Signal Systems		–	–	–	–	–	–	–		–
Nonelectric Energy		–	–	–	–	–	–	–		–
Water management		**190,469**	**139,040**	**139,040**	**31,544**	**134,834**	**104,280**	**30,554**	**0**	**139,040**
Water Treatment		–	–	–	–	–	–	–		–
Water Distribution		190,469	139,040	139,040	31,544	134,834	104,280	30,554	0	139,040
Water Storage		–	–	–	–	–	–	–		–
Waste water management		**40,105**	**38,114**	**40,114**	**3,628**	**33,271**	**30,085**	**3,185**	**0**	**40,114**
Public Toilets		–	–	–	–	–	–	–		–
Sewerage		40,105	38,114	40,114	3,628	33,271	30,085	3,185	0	40,114
Storm Water Management		–	–	–	–	–	–	–		–
Waste Water Treatment		–	–	–	–	–	–	–		–
Waste management		**38,694**	**30,558**	**30,558**	**3,349**	**30,016**	**22,918**	**7,097**	**0**	**30,558**
Recycling		–	–	–	–	–	–	–		–
Solid Waste Disposal (Landfill Sites)		–	–	–	–	–	–	–		–
Solid Waste Removal		38,694	30,558	30,558	3,349	30,016	22,918	7,097	0	30,558
Street Cleaning		–	–	–	–	–	–	–		–
Other		**6,930**	**12,890**	**9,890**	**842**	**6,063**	**7,418**	**(1,354)**	**(0)**	**9,890**
Abattoirs		–	–	–	–	–	–	–		–
Air Transport		–	–	–	–	–	–	–		–
Forestry		–	–	–	–	–	–	–		–
Licensing and Regulation		6,930	12,890	9,890	842	6,063	7,418	(1,354)	(0)	9,890
Markets		–	–	–	–	–	–	–		–
Tourism		–	–	–	–	–	–	–		–
Total Revenue - Functional	2	**986,579**	**1,021,447**	**1,005,566**	**149,487**	**774,084**	**754,174**	**19,910**	**0**	**1,005,566**
Expenditure - Functional										
Municipal governance and administration		**359,729**	**328,405**	**380,257**	**26,622**	**288,615**	**285,939**	**2,676**	**0**	**380,257**

Executive and council	-	41,500	68,040	56,014	2,442	22,953	41,752	(18,799)	(0)	56,014
Mayor and Council	-	27,217	54,738	45,106	1,907	17,951	33,830	(15,879)	(0)	45,106
Municipal Manager, Town Secretary and Chief Executive	-	14,283	13,301	10,908	535	5,002	7,922	(2,920)	(0)	10,908
Finance and administration	-	306,854	256,217	319,695	23,906	263,158	240,776	22,382	0	319,695
Administrative and Corporate Support		29,340	34,212	34,462	2,446	24,586	25,572	(986)	(0)	34,462
Asset Management		5,265	11,024	11,546	548	6,467	8,659	(2,192)	(0)	11,546
Finance		188,915	126,974	190,363	14,350	163,107	143,761	19,346	0	190,363
Fleet Management		6,566	6,646	6,646	863	8,050	4,984	3,065	0	6,646
Human Resources		15,418	17,354	16,763	956	13,828	12,863	966	0	16,763
Information Technology		17,849	20,841	18,175	483	14,574	13,631	943	0	18,175
Legal Services		10,090	7,930	9,930	1,091	7,719	7,448	271	0	9,930
Marketing, Customer Relations, Publicity and Media Co-ordination		–	–	–	–	–	–	–		–
Property Services		726	826	1,400	–	777	1,050	(273)	(0)	1,400
Risk Management		6,008	3,783	3,783	110	1,610	2,837	(1,227)	(0)	3,783
Security Services		21,315	18,329	18,329	2,489	16,849	13,747	3,103	0	18,329
Supply Chain Management		5,361	8,297	8,297	570	5,590	6,223	(633)	(0)	8,297
Valuation Service		–	–	–	–	–	–	–		–
Internal audit	-	11,375	4,149	4,549	273	2,504	3,412	(907)	(0)	4,549
Governance Function	-	11,375	4,149	4,549	273	2,504	3,412	(907)	(0)	4,549
Community and public safety	-	**61,589**	**62,558**	**63,737**	**5,816**	**56,412**	**48,088**	**8,324**	**0**	**63,737**
Community and social services	-	**24,649**	**33,700**	**33,879**	**2,437**	**23,068**	**25,409**	**(2,341)**	**(0)**	**33,879**
Aged Care	-	–	–	–	–	–	–	–		–
Agricultural	-	–	–	–	–	–	–	–		–
Animal Care and Diseases	-	–	–	–	–	–	–	–		–
Cemeteries, Funeral Parlours and Crematoriums	-	14,104	16,794	16,794	1,274	12,538	12,595	(57)	(0)	16,794
Child Care Facilities	-	–	–	–	–	–	–	–		–

Community Halls and Facilities	633	5,166	5,345	310	1,819	4,009	(2,190)	(0)	5,345
Consumer Protection	–	–	–	–	–	–	–		–
Cultural Matters	–	–	–	–	–	–	–		–
Disaster Management	339	436	436	–	339	327	11	0	436
Education	–	–	–	–	–	–	–		–
Indigenous and Customary Law	–	–	–	–	–	–	–		–
Industrial Promotion	–	–	–	–	–	–	–		–
Language Policy	–	–	–	–	–	–	–		–
Libraries and Archives	9,573	11,304	11,304	854	8,372	8,478	(106)	(0)	11,304
Literacy Programmes	–	–	–	–	–	–	–		–
Media Services	–	–	–	–	–	–	–		–
Museums and Art Galleries	–	–	–	–	–	–	–		–
Population Development	–	–	–	–	–	–	–		–
Provincial Cultural Matters	–	–	–	–	–	–	–		–
Theatres	–	–	–	–	–	–	–		–
Zoo's	–	–	–	–	–	–	–		–
Sport and recreation	**9,435**	**531**	**531**	**854**	**7,487**	**399**	**7,088**	**0**	**531**
Beaches and Jetties	–	–	–	–	–	–	–		–
Casinos, Racing, Gambling, Wagering	–	–	–	–	–	–	–		–
Community Parks (including Nurseries)	–	–	–	–	–	–	–		–
Recreational Facilities	–	456	456	30	88	342	(254)	(0)	456
Sports Grounds and Stadiums	9,435	75	75	824	7,399	56	7,342	0	75
Public safety	**23,490**	**23,573**	**24,573**	**2,254**	**22,349**	**18,715**	**3,634**	**0**	**24,573**
Civil Defence	–	–	–	–	–	–	–		–
Cleansing	–	–	–	–	–	–	–		–
Control of Public Nuisances	–	–	–	–	–	–	–		–
Fencing and Fences	–	–	–	–	–	–	–		–
Fire Fighting and Protection	–	–	–	–	–	–	–		–
Licensing and Control of Animals	9,835	13,214	13,214	836	8,570	9,911	(1,341)	(0)	13,214
Police Forces, Traffic and Street Parking Control	13,655	10,359	11,359	1,419	13,779	8,804	4,975	0	11,359
Pounds	–	–	–	–	–	–	–		–
Housing	**4,014**	**4,753**	**4,753**	**270**	**3,507**	**3,565**	**(58)**	**(0)**	**4,753**

Housing										
Informal Settlements	4,014	4,753	4,753	270	3,507	3,565	(58)	(0)	4,753	
Health	–	–	–	–	–	–	–		–	
Ambulance	–	–	–	–	–	–	–		–	
Health Services	–	–	–	–	–	–	–		–	
Laboratory Services	–	–	–	–	–	–	–		–	
Food Control	–	–	–	–	–	–	–		–	
Health Surveillance and Prevention of Communicable Diseases including immunizations	–	–	–	–	–	–	–		–	
Vector Control	–	–	–	–	–	–	–		–	
Chemical Safety	–	–	–	–	–	–	–		–	
Economic and environmental services	**36,334**	**77,485**	**44,031**	**3,882**	**31,695**	**33,607**	**(1,912)**	**(0)**	**44,031**	
Planning and development	**15,736**	**24,360**	**24,360**	**1,510**	**14,798**	**18,246**	**(3,449)**	**(0)**	**24,360**	
Billboards	–	–	–	–	–	–	–		–	
Corporate Wide Strategic Planning (IDPs, LEDs)	–	–	–	–	–	–	–		–	
Central City Improvement District	–	–	–	–	–	–	–		–	
Development Facilitation	–	–	–	–	–	–	–		–	
Economic Development/Planning	3,556	4,756	4,756	162	2,154	3,567	(1,413)	(0)	4,756	
Regional Planning and Development	–	–	–	–	–	–	–		–	
Town Planning, Building Regulations and Enforcement, and City Engineer	10,214	15,067	15,067	1,018	9,136	11,300	(2,164)	(0)	15,067	
Project Management Unit	1,966	4,537	4,537	329	3,507	3,379	128	0	4,537	
Provincial Planning	–	–	–	–	–	–	–		–	
Support to Local Municipalities	–	–	–	–	–	–	–		–	
Road transport	**20,598**	**53,125**	**19,670**	**2,372**	**16,898**	**15,361**	**1,537**	**0**	**19,670**	
Public Transport	–	–	–	–	–	–	–		–	
Road and Traffic Regulation	–	–	–	–	–	–	–		–	
Roads	20,598	53,125	19,670	2,372	16,898	15,361	1,537	0	19,670	
Taxi Ranks	–	–	–	–	–	–	–		–	
Environmental protection	–	–	–	–	–	–	–		–	
Biodiversity and Landscape	–	–	–	–	–	–	–		–	
Coastal Protection	–	–	–	–	–	–	–		–	
Indigenous Forests	–	–	–	–	–	–	–		–	
Nature Conservation	–	–	–	–	–	–	–		–	

Pollution Control		–	–	–	–	–	–	–		–
Soil Conservation		–	–	–	–	–	–	–		–
Trading services		**432,694**	**432,957**	**398,107**	**39,032**	**323,484**	**299,888**	**23,596**	**0**	**398,107**
Energy sources		**211,301**	**241,173**	**223,673**	**24,165**	**189,463**	**167,755**	**21,708**	**0**	**223,673**
Electricity		211,301	241,173	223,673	24,165	189,463	167,755	21,708	0	223,673
Street Lighting and Signal Systems		–	–	–	–	–	–	–		–
Nonelectric Energy		–	–	–	–	–	–	–		–
Water management		**135,610**	**133,548**	**117,699**	**10,266**	**87,152**	**89,582**	**(2,430)**	**(0)**	**117,699**
Water Treatment		–	–	–	–	–	–	–		–
Water Distribution		135,610	133,548	117,699	10,266	87,152	89,582	(2,430)	(0)	117,699
Water Storage		–	–	–	–	–	–	–		–
Waste water management		**45,838**	**34,507**	**33,507**	**2,596**	**26,958**	**25,131**	**1,827**	**0**	**33,507**
Public Toilets		422	–	–	–	–	–	–		–
Sewerage		45,416	33,804	33,507	2,596	26,958	25,131	1,827	0	33,507
Storm Water Management		–	704	–	–	–	–	–		–
Waste Water Treatment		–	–	–	–	–	–	–		–
Waste management		**39,945**	**23,728**	**23,228**	**2,004**	**19,911**	**17,421**	**2,491**	**0**	**23,228**
Recycling		–	–	–	–	–	–	–		–
Solid Waste Disposal (Landfill Sites)		–	368	368	3	9	276	(268)	(0)	368
Solid Waste Removal		39,945	23,359	22,859	2,000	19,903	17,145	2,758	0	22,859
Street Cleaning		–	–	–	–	–	–	–		–
Other		–	–	–	–	–	–	–		–
Abattoirs		–	–	–	–	–	–	–		–
Air Transport		–	–	–	–	–	–	–		–
Forestry		–	–	–	–	–	–	–		–
Licensing and Regulation		–	–	–	–	–	–	–		–
Markets		–	–	–	–	–	–	–		–
Tourism		–	–	–	–	–	–	–		–
Total Expenditure - Functional	3	**890,346**	**901,405**	**886,132**	**75,351**	**700,206**	**667,522**	**32,684**	**0**	**886,132**
Surplus/ (Deficit) for the year		**96,234**	**120,042**	**119,434**	**74,136**	**73,878**	**86,652**	**(12,774)**	**(0)**	**119,434**

c) Table C3

LIM362 Lephalale - Table C2 Monthly Budget Statement - Financial Performance (functional classification) - M09 March

Description	Ref	2024/25	Budget Year 2025/26							
R thousands	1	Audited Outcome	Original Budget	Adjusted Budget	Monthly actual	Year TD actual	Year TD budget	YTD variance	YTD variance %	Full Year Forecast
Revenue - Functional										
Municipal governance and administration		**451,457**	**425,174**	**427,174**	**79,200**	**376,387**	**320,381**	56,006	17%	**427,174**
Executive and council		12,227	770	770	7	670	577	92	0	770
Mayor and Council		596	770	770	7	163	577	(415)	(0)	770
Municipal Manager, Town Secretary and Chief Executive		11,631	–	–	–	507	–	507	#DIV/0!	–
Finance and administration		439,230	424,404	426,404	79,194	375,717	319,803	55,914	0	426,404
Administrative and Corporate Support		–	–	–	–	–	–	–		–
Asset Management		–	–	–	–	–	–	–		–
Finance		422,486	424,404	426,404	79,194	375,717	319,803	55,914	0	426,404
Fleet Management		–	–	–	–	–	–	–		–
Human Resources		16,744	–	–	–	–	–	–		–
Information Technology		–	–	–	–	–	–	–		–
Legal Services		–	–	–	–	–	–	–		–
Marketing, Customer Relations, Publicity and Media Co-ordination		–	–	–	–	–	–	–		–
Property Services		–	–	–	–	–	–	–		–
Risk Management		–	–	–	–	–	–	–		–
Security Services		–	–	–	–	–	–	–		–
Supply Chain Management		–	–	–	–	–	–	–		–
Valuation Service		–	–	–	–	–	–	–		–
Internal audit		–	–	–	–	–	–	–		–
Governance Function		–	–	–	–	–	–	–		–
Community and public safety		**1,027**	**6,013**	**5,013**	**313**	**1,944**	**3,760**	**(1,816)**	**(0)**	**5,013**
Community and social services		**117**	**219**	**219**	**60**	**381**	**164**	**216**	**0**	**219**
Aged Care		–	–	–	–	–	–	–		–
Agricultural		–	–	–	–	–	–	–		–
Animal Care and Diseases		–	–	–	–	–	–	–		–
Cemeteries, Funeral Parlours and Crematoriums		–	–	–	–	–	–	–		–
Child Care Facilities		–	–	–	–	–	–	–		–

Community Halls and Facilities	102	174	174	56	367	131	236	0	174
Consumer Protection	–	–	–	–	–	–	–		–
Cultural Matters	–	–	–	–	–	–	–		–
Disaster Management	–	–	–	–	–	–	–		–
Education	–	–	–	–	–	–	–		–
Indigenous and Customary Law	–	–	–	–	–	–	–		–
Industrial Promotion	–	–	–	–	–	–	–		–
Language Policy	–	–	–	–	–	–	–		–
Libraries and Archives	15	45	45	4	14	34	(20)	(0)	45
Literacy Programmes	–	–	–	–	–	–	–		–
Media Services	–	–	–	–	–	–	–		–
Museums and Art Galleries	–	–	–	–	–	–	–		–
Population Development	–	–	–	–	–	–	–		–
Provincial Cultural Matters	–	–	–	–	–	–	–		–
Theatres	–	–	–	–	–	–	–		–
Zoo's	–	–	–	–	–	–	–		–
Sport and recreation	–	–	–	–	–	–	–		–
Beaches and Jetties	–	–	–	–	–	–	–		–
Casinos, Racing, Gambling, Wagering	–	–	–	–	–	–	–		–
Community Parks (including Nurseries)	–	–	–	–	–	–	–		–
Recreational Facilities	–	–	–	–	–	–	–		–
Sports Grounds and Stadiums	–	–	–	–	–	–	–		–
Public safety	**910**	**5,794**	**4,794**	**253**	**1,563**	**3,595**	**(2,032)**	**(0)**	**4,794**
Civil Defence	–	–	–	–	–	–	–		–
Cleansing	–	–	–	–	–	–	–		–
Control of Public Nuisances	–	–	–	–	–	–	–		–
Fencing and Fences	–	–	–	–	–	–	–		–
Fire Fighting and Protection	–	–	–	–	–	–	–		–
Licensing and Control of Animals	–	–	–	–	–	–	–		–
Police Forces, Traffic and Street Parking Control	910	5,794	4,794	253	1,563	3,595	(2,032)	(0)	4,794
Pounds	–	–	–	–	–	–	–		–
Housing	–	–	–	–	–	–	–		–
Housing	–	–	–	–	–	–	–		–
Informal Settlements	–	–	–	–	–	–	–		–
Health	–	–	–	–	–	–	–		–
Ambulance	–	–	–	–	–	–	–		–
Health Services	–	–	–	–	–	–	–		–

Laboratory Services	–	–	–	–	–	–	–		–
Food Control	–	–	–	–	–	–	–		–
Health Surveillance and Prevention of Communicable Diseases including immunizations	–	–	–	–	–	–	–		–
Vector Control	–	–	–	–	–	–	–		–
Chemical Safety	–	–	–	–	–	–	–		–
Economic and environmental services	**16,385**	**52,617**	**52,417**	**16,594**	**24,691**	**39,313**	**(14,622)**	**(0)**	**52,417**
Planning and development	**1,494**	**1,338**	**1,338**	**33**	**368**	**1,003**	**(636)**	**(0)**	**1,338**
Billboards	–	–	–	–	–	–	–		–
Corporate Wide Strategic Planning (IDPs, LEDs)	–	–	–	–	–	–	–		–
Central City Improvement District	–	–	–	–	–	–	–		–
Development Facilitation	–	–	–	–	–	–	–		–
Economic Development/Planning	–	–	–	–	–	–	–		–
Regional Planning and Development	–	–	–	–	–	–	–		–
Town Planning, Building Regulations and Enforcement, and City Engineer	1,494	1,338	1,338	33	368	1,003	(636)	(0)	1,338
Project Management Unit	–	–	–	–	–	–	–		–
Provincial Planning	–	–	–	–	–	–	–		–
Support to Local Municipalities	–	–	–	–	–	–	–		–
Road transport	**14,891**	**51,279**	**51,079**	**16,561**	**24,324**	**38,310**	**(13,986)**	**(0)**	**51,079**
Public Transport	–	–	–	–	–	–	–		–
Road and Traffic Regulation	–	–	–	–	–	–	–		–
Roads	14,891	51,279	51,079	16,561	24,324	38,310	(13,986)	(0)	51,079
Taxi Ranks	–	–	–	–	–	–	–		–
Environmental protection	–	–	–	–	–	–	–		–
Biodiversity and Landscape	–	–	–	–	–	–	–		–
Coastal Protection	–	–	–	–	–	–	–		–
Indigenous Forests	–	–	–	–	–	–	–		–
Nature Conservation	–	–	–	–	–	–	–		–
Pollution Control	–	–	–	–	–	–	–		–
Soil Conservation	–	–	–	–	–	–	–		–
Trading services	**510,780**	**524,753**	**511,071**	**52,539**	**364,999**	**383,303**	**(18,305)**	**(0)**	**511,071**
Energy sources	**241,512**	**317,041**	**301,359**	**14,017**	**166,878**	**226,019**	**(59,141)**	**(0)**	**301,359**
Electricity	241,512	317,041	301,359	14,017	166,878	226,019	(59,141)	(0)	301,359
Street Lighting and Signal Systems	–	–	–	–	–	–	–		–

Nonelectric Energy		–	–	–	–	–	–	–		–
Water management		**190,469**	**139,040**	**139,040**	**31,544**	**134,834**	**104,280**	**30,554**	**0**	**139,040**
Water Treatment		–	–	–	–	–	–	–		–
Water Distribution		190,469	139,040	139,040	31,544	134,834	104,280	30,554	0	139,040
Water Storage		–	–	–	–	–	–	–		–
Waste water management		**40,105**	**38,114**	**40,114**	**3,628**	**33,271**	**30,085**	**3,185**	**0**	**40,114**
Public Toilets		–	–	–	–	–	–	–		–
Sewerage		40,105	38,114	40,114	3,628	33,271	30,085	3,185	0	40,114
Storm Water Management		–	–	–	–	–	–	–		–
Waste Water Treatment		–	–	–	–	–	–	–		–
Waste management		**38,694**	**30,558**	**30,558**	**3,349**	**30,016**	**22,918**	**7,097**	**0**	**30,558**
Recycling		–	–	–	–	–	–	–		–
Solid Waste Disposal (Landfill Sites)		–	–	–	–	–	–	–		–
Solid Waste Removal		38,694	30,558	30,558	3,349	30,016	22,918	7,097	0	30,558
Street Cleaning		–	–	–	–	–	–	–		–
Other		**6,930**	**12,890**	**9,890**	**842**	**6,063**	**7,418**	**(1,354)**	**(0)**	**9,890**
Abattoirs		–	–	–	–	–	–	–		–
Air Transport		–	–	–	–	–	–	–		–
Forestry		–	–	–	–	–	–	–		–
Licensing and Regulation		6,930	12,890	9,890	842	6,063	7,418	(1,354)	(0)	9,890
Markets		–	–	–	–	–	–	–		–
Tourism		–	–	–	–	–	–	–		–
Total Revenue - Functional	2	**986,579**	**1,021,447**	**1,005,566**	**149,487**	**774,084**	**754,174**	**19,910**	**0**	**1,005,566**
Expenditure - Functional										
Municipal governance and administration		**359,729**	**328,405**	**380,257**	**26,622**	**288,615**	**285,939**	**2,676**	**0**	**380,257**
Executive and council		41,500	68,040	56,014	2,442	22,953	41,752	(18,799)	(0)	56,014
Mayor and Council		27,217	54,738	45,106	1,907	17,951	33,830	(15,879)	(0)	45,106
Municipal Manager, Town Secretary and Chief Executive		14,283	13,301	10,908	535	5,002	7,922	(2,920)	(0)	10,908
Finance and administration		306,854	256,217	319,695	23,906	263,158	240,776	22,382	0	319,695
Administrative and Corporate Support		29,340	34,212	34,462	2,446	24,586	25,572	(986)	(0)	34,462

Asset Management		5,265	11,024	11,546	548	6,467	8,659	(2,192)	(0)	11,546
Finance		188,915	126,974	190,363	14,350	163,107	143,761	19,346	0	190,363
Fleet Management		6,566	6,646	6,646	863	8,050	4,984	3,065	0	6,646
Human Resources		15,418	17,354	16,763	956	13,828	12,863	966	0	16,763
Information Technology		17,849	20,841	18,175	483	14,574	13,631	943	0	18,175
Legal Services		10,090	7,930	9,930	1,091	7,719	7,448	271	0	9,930
Marketing, Customer Relations, Publicity and Media Co-ordination		–	–	–	–	–	–	–		–
Property Services		726	826	1,400	–	777	1,050	(273)	(0)	1,400
Risk Management		6,008	3,783	3,783	110	1,610	2,837	(1,227)	(0)	3,783
Security Services		21,315	18,329	18,329	2,489	16,849	13,747	3,103	0	18,329
Supply Chain Management		5,361	8,297	8,297	570	5,590	6,223	(633)	(0)	8,297
Valuation Service		–	–	–	–	–	–	–		–
Internal audit		11,375	4,149	4,549	273	2,504	3,412	(907)	(0)	4,549
Governance Function		11,375	4,149	4,549	273	2,504	3,412	(907)	(0)	4,549
Community and public safety		**61,589**	**62,558**	**63,737**	**5,816**	**56,412**	**48,088**	**8,324**	**0**	**63,737**
Community and social services		**24,649**	**33,700**	**33,879**	**2,437**	**23,068**	**25,409**	**(2,341)**	**(0)**	**33,879**
Aged Care		–	–	–	–	–	–	–		–
Agricultural		–	–	–	–	–	–	–		–
Animal Care and Diseases		–	–	–	–	–	–	–		–
Cemeteries, Funeral Parlours and Crematoriums		14,104	16,794	16,794	1,274	12,538	12,595	(57)	(0)	16,794
Child Care Facilities		–	–	–	–	–	–	–		–
Community Halls and Facilities		633	5,166	5,345	310	1,819	4,009	(2,190)	(0)	5,345
Consumer Protection		–	–	–	–	–	–	–		–
Cultural Matters		–	–	–	–	–	–	–		–
Disaster Management		339	436	436	–	339	327	11	0	436
Education		–	–	–	–	–	–	–		–
Indigenous and Customary Law		–	–	–	–	–	–	–		–
Industrial Promotion		–	–	–	–	–	–	–		–
Language Policy		–	–	–	–	–	–	–		–
Libraries and Archives		9,573	11,304	11,304	854	8,372	8,478	(106)	(0)	11,304

Literacy Programmes	–	–	–	–	–	–	–		–
Media Services	–	–	–	–	–	–	–		–
Museums and Art Galleries	–	–	–	–	–	–	–		–
Population Development	–	–	–	–	–	–	–		–
Provincial Cultural Matters	–	–	–	–	–	–	–		–
Theatres	–	–	–	–	–	–	–		–
Zoo's	–	–	–	–	–	–	–		–
Sport and recreation	**9,435**	**531**	**531**	**854**	**7,487**	**399**	**7,088**	**0**	**531**
Beaches and Jetties	–	–	–	–	–	–	–		–
Casinos, Racing, Gambling, Wagering	–	–	–	–	–	–	–		–
Community Parks (including Nurseries)	–	–	–	–	–	–	–		–
Recreational Facilities	–	456	456	30	88	342	(254)	(0)	456
Sports Grounds and Stadiums	9,435	75	75	824	7,399	56	7,342	0	75
Public safety	**23,490**	**23,573**	**24,573**	**2,254**	**22,349**	**18,715**	**3,634**	**0**	**24,573**
Civil Defence	–	–	–	–	–	–	–		–
Cleansing	–	–	–	–	–	–	–		–
Control of Public Nuisances	–	–	–	–	–	–	–		–
Fencing and Fences	–	–	–	–	–	–	–		–
Fire Fighting and Protection	–	–	–	–	–	–	–		–
Licensing and Control of Animals	9,835	13,214	13,214	836	8,570	9,911	(1,341)	(0)	13,214
Police Forces, Traffic and Street Parking Control	13,655	10,359	11,359	1,419	13,779	8,804	4,975	0	11,359
Pounds	–	–	–	–	–	–	–		–
Housing	**4,014**	**4,753**	**4,753**	**270**	**3,507**	**3,565**	**(58)**	**(0)**	**4,753**
Housing	4,014	4,753	4,753	270	3,507	3,565	(58)	(0)	4,753
Informal Settlements	–	–	–	–	–	–	–		–
Health	**–**	**–**	**–**	**–**	**–**	**–**	**–**		**–**
Ambulance	–	–	–	–	–	–	–		–
Health Services	–	–	–	–	–	–	–		–
Laboratory Services	–	–	–	–	–	–	–		–
Food Control	–	–	–	–	–	–	–		–
Health Surveillance and Prevention of Communicable Diseases including immunizations	–	–	–	–	–	–	–		–
Vector Control	–	–	–	–	–	–	–		–
Chemical Safety	–	–	–	–	–	–	–		–

Economic and environmental services	**36,334**	**77,485**	**44,031**	**3,882**	**31,695**	**33,607**	**(1,912)**	**(0)**	**44,031**
Planning and development	**15,736**	**24,360**	**24,360**	**1,510**	**14,798**	**18,246**	**(3,449)**	**(0)**	**24,360**
Billboards	–	–	–	–	–	–	–		–
Corporate Wide Strategic Planning (IDPs, LEDs)	–	–	–	–	–	–	–		–
Central City Improvement District	–	–	–	–	–	–	–		–
Development Facilitation	–	–	–	–	–	–	–		–
Economic Development/Planning	3,556	4,756	4,756	162	2,154	3,567	(1,413)	(0)	4,756
Regional Planning and Development	–	–	–	–	–	–	–		–
Town Planning, Building Regulations and Enforcement, and City Engineer	10,214	15,067	15,067	1,018	9,136	11,300	(2,164)	(0)	15,067
Project Management Unit	1,966	4,537	4,537	329	3,507	3,379	128	0	4,537
Provincial Planning	–	–	–	–	–	–	–		–
Support to Local Municipalities	–	–	–	–	–	–	–		–
Road transport	**20,598**	**53,125**	**19,670**	**2,372**	**16,898**	**15,361**	**1,537**	**0**	**19,670**
Public Transport	–	–	–	–	–	–	–		–
Road and Traffic Regulation	–	–	–	–	–	–	–		–
Roads	20,598	53,125	19,670	2,372	16,898	15,361	1,537	0	19,670
Taxi Ranks	–	–	–	–	–	–	–		–
Environmental protection	–	–	–	–	–	–	–		–
Biodiversity and Landscape	–	–	–	–	–	–	–		–
Coastal Protection	–	–	–	–	–	–	–		–
Indigenous Forests	–	–	–	–	–	–	–		–
Nature Conservation	–	–	–	–	–	–	–		–
Pollution Control	–	–	–	–	–	–	–		–
Soil Conservation	–	–	–	–	–	–	–		–
Trading services	**432,694**	**432,957**	**398,107**	**39,032**	**323,484**	**299,888**	**23,596**	**0**	**398,107**
Energy sources	**211,301**	**241,173**	**223,673**	**24,165**	**189,463**	**167,755**	**21,708**	**0**	**223,673**
Electricity	211,301	241,173	223,673	24,165	189,463	167,755	21,708	0	223,673
Street Lighting and Signal Systems	–	–	–	–	–	–	–		–
Nonelectric Energy	–	–	–	–	–	–	–		–
Water management	**135,610**	**133,548**	**117,699**	**10,266**	**87,152**	**89,582**	**(2,430)**	**(0)**	**117,699**
Water Treatment	–	–	–	–	–	–	–		–
Water Distribution	135,610	133,548	117,699	10,266	87,152	89,582	(2,430)	(0)	117,699
Water Storage	–	–	–	–	–	–	–		–

Waste water management		**45,838**	**34,507**	**33,507**	**2,596**	**26,958**	**25,131**	**1,827**	**0**	**33,507**
Public Toilets		422	–	–	–	–	–	–		–
Sewerage		45,416	33,804	33,507	2,596	26,958	25,131	1,827	0	33,507
Storm Water Management		–	704	–	–	–	–	–		–
Waste Water Treatment		–	–	–	–	–	–	–		–
Waste management		**39,945**	**23,728**	**23,228**	**2,004**	**19,911**	**17,421**	**2,491**	**0**	**23,228**
Recycling		–	–	–	–	–	–	–		–
Solid Waste Disposal (Landfill Sites)		–	368	368	3	9	276	(268)	(0)	368
Solid Waste Removal		39,945	23,359	22,859	2,000	19,903	17,145	2,758	0	22,859
Street Cleaning		–	–	–	–	–	–	–		–
Other		**–**	**–**	**–**	**–**	**–**	**–**	**–**		**–**
Abattoirs		–	–	–	–	–	–	–		–
Air Transport		–	–	–	–	–	–	–		–
Forestry		–	–	–	–	–	–	–		–
Licensing and Regulation		–	–	–	–	–	–	–		–
Markets		–	–	–	–	–	–	–		–
Tourism		–	–	–	–	–	–	–		–
Total Expenditure - Functional	3	**890,346**	**901,405**	**886,132**	**75,351**	**700,206**	**667,522**	**32,684**	**0**	**886,132**
Surplus/ (Deficit) for the year		**96,234**	**120,042**	**119,434**	**74,136**	**73,878**	**86,652**	**(12,774)**	**(0)**	**119,434**

d) Table 4

LIM362 Lephalale - Table C4 Monthly Budget Statement - Financial Performance (revenue and expenditure) - M09 March

Description	Ref	2024/25	Budget Year 2025/26							
R thousands		Audited Outcome	Original Budget	Adjusted Budget	Monthly actual	Year TD actual	Year TD budget	YTD variance	YTD variance %	Full Year Forecast
Revenue										
Exchange Revenue										
Service charges - Electricity		222,191	270,621	252,939	11,818	156,831	189,704	(32,873)	-17%	252,939
Service charges - Water		63,168	73,956	73,956	3,613	52,817	55,467	(2,650)	-5%	73,956
Service charges - Waste Water Management		29,897	31,974	33,974	2,678	25,002	25,480	(478)	-2%	33,974
Service charges - Waste management		25,072	26,500	26,500	2,211	19,845	19,875	(30)	0%	26,500
Sale of Goods and Rendering of Services		2,190	1,915	1,915	49	541	1,436	(895)	-62%	1,915
Agency services		6,930	12,890	9,890	664	5,374	7,418	(2,043)	-28%	9,890
Interest		–	–	–	–	–	–	–		–
Interest earned from Receivables		59,636	54,227	56,227	3,577	41,739	42,170	(431)	-1%	56,227
Interest from Current and Non-Current Assets		7,605	7,592	7,592	649	6,203	5,694	509	9%	7,592
Dividends		–	–	–	–	–	–	–		–
Rent on Land		–	–	–	–	–	–	–		–
Rental from Fixed Assets		312	839	639	58	468	479	(10)	-2%	639
Licence and permits		–	–	–	179	689	–	689	#DIV/0!	–
Special rating levies		–	–	–	–	–	–	–		–
Operational Revenue		20,474	2,776	2,776	243	1,166	2,082	(916)	-44%	2,776
Non-Exchange Revenue								–		
Property rates		119,797	133,680	133,680	10,459	93,383	100,260	(6,878)	-7%	133,680
Surcharges and Taxes		–	–	–	–	–	–	–		–
Fines, penalties, and forfeits		4,018	6,158	5,158	253	1,609	3,868	(2,259)	-58%	5,158
Licence and permits		–	–	–	–	–	–	–		–
Transfers and subsidies - Operational		266,150	260,209	260,209	65,701	257,223	195,157	62,066	32%	260,209
Interest		24,200	20,874	22,874	2,192	18,322	17,155	1,167	7%	22,874
Fuel Levy		–	–	–	–	–	–	–		–
Operational Revenue		–	–	–	–	–	–	–		–

Gains on disposal of Assets		333	–	–	–	–	–	–		–
Other Gains		–	–	–	–	–	–	–		–
Discontinued Operations		–	–	–	–	–	–	–		–
Total Revenue (excluding capital transfers and contributions)		**851,974**	**904,210**	**888,328**	**104,345**	**681,213**	**666,246**	**14,968**	**2%**	**888,328**
Expenditure By Type										
Employee-related costs		253,785	273,857	275,857	22,144	225,750	208,837	16,912	8%	275,857
Remuneration of councillors		14,369	16,063	16,063	1,183	10,650	12,047	(1,397)	-12%	16,063
Bulk purchases - electricity		183,445	205,014	188,014	21,349	163,226	141,010	22,215	16%	188,014
Inventory consumed		56,088	58,351	46,351	6,753	37,120	35,023	2,097	6%	46,351
Debt impairment		56,095	52,323	46,323	3,860	38,742	34,742	4,000	12%	46,323
Depreciation and amortisation		97,518	95,671	95,671	7,051	67,032	71,753	(4,721)	-7%	95,671
Interest		18,580	21,490	19,490	222	2,422	14,617	(12,195)	-83%	19,490
Contracted services		71,459	83,590	79,060	8,238	54,291	58,903	(4,613)	-8%	79,060
Transfers and subsidies		2,999	2,142	2,142	177	729	1,607	(878)	-55%	2,142
Irrecoverable debts written off.		16,852	15,500	38,556	–	38,556	30,027	8,530	28%	38,556
Operational costs		79,556	77,405	78,605	4,375	61,688	58,954	2,734	5%	78,605
Losses on Disposal of Assets		39,352	–	–	–	–	–	–		–
Other Losses		–	–	–	–	–	–	–		–
Total Expenditure		**890,099**	**901,405**	**886,132**	**75,351**	**700,206**	**667,522**	**32,684**	**5%**	**886,132**
Surplus/Deficit)		**(38,125)**	**2,804**	**2,196**	**28,994**	**(18,993)**	**(1,276)**	**(17,716)**	**0**	**2,196**
Transfers and subsidies - capital (monetary allocations)		134,605	117,238	117,238	45,142	92,870	87,928	4,942	**0**	117,238
Transfers and subsidies - capital (in-kind)		–	–	–	–	–	–	–		–
Surplus/Deficit) after capital transfers & contributions		**96,481**	**120,042**	**119,434**	**74,136**	**73,878**	**86,652**	**(12,774)**	**(0)**	**119,434**
Income Tax		–	–	–	–	–	–	–		–
Surplus/Deficit) after income tax		**96,481**	**120,042**	**119,434**	**74,136**	**73,878**	**86,652**	**(12,774)**	**(0)**	**119,434**
Share of Surplus/Deficit attributable to Joint Venture		–	–	–	–	–	–	–		–
Share of Surplus/Deficit attributable to Minorities		–	–	–	–	–	–	–		–
Surplus/Deficit) attributable to the municipality		**96,481**	**120,042**	**119,434**	**74,136**	**73,878**	**86,652**	(12,774)	(0)	**119,434**
Share of Surplus/Deficit attributable to Associate		–	–	–	–	–	–	–		–

Intercompany/Parent subsidiary transactions		–	–	–	–	–	–	–		–
Surplus/ (Deficit) for the year		**96,481**	**120,042**	**119,434**	**74,136**	**73,878**	**86,652**	**(12,774)**	**(0)**	**119,434**

e) Table C5

LIM362 Lephalale - Table C5 Monthly Budget Statement - Capital Expenditure (municipal vote, functional classification, and funding) - M09 March

Vote Description	Ref	2024/25	Budget Year 2025/26							
R thousands	1	Audited Outcome	Original Budget	Adjusted Budget	Monthly actual	Year TD actual	Year TD budget	YTD variance	YTD variance %	Full Year Forecast
Multi-Year expenditure appropriation	2									
Vote 1 - Office of Municipal Manager		686	–	–	–	–	–	–		–
Vote 2 - Budget and Treasury Services		–	–	–	–	–	–	–		–
Vote 3 - Corporate Services		–	3,500	3,500	–	427	2,625	(2,198)	-84%	3,500
Vote 4 - Social Service		–	1,000	–	–	–	–	–		–
Vote 5 - Infrastructure Services		79,829	88,778	109,044	15,563	76,071	81,283	(5,212)	-6%	109,044
Vote 6 - Development Planning		–	2,000	–	–	–	–	–		–
Vote 7 - Strategic Support Services		–	–	–	–	–	–	–		–
Vote 8 - Social Services		–	–	–	–	–	–	–		–
Vote 9 - [NAME OF VOTE 9]		–	–	–	–	–	–	–		–
Vote 10 - [NAME OF VOTE 10]		–	–	–	–	–	–	–		–
Vote 11 - [NAME OF VOTE 11]		–	–	–	–	–	–	–		–
Vote 12 - [NAME OF VOTE 12]		–	–	–	–	–	–	–		–
Vote 13 - [NAME OF VOTE 13]		–	–	–	–	–	–	–		–
Vote 14 - [NAME OF VOTE 14]		–	–	–	–	–	–	–		–
Vote 15 - [NAME OF VOTE 15]		–	–	–	–	–	–	–		–
Total Capital Multi-year expenditure	4,7	**80,516**	**95,278**	**112,544**	**15,563**	**76,498**	**83,908**	**(7,410)**	**-9%**	**112,544**
Single Year expenditure appropriation	2									
Vote 1 - Office of Municipal Manager		–	–	–	–	–	–	–		–
Vote 2 - Budget and Treasury Services		–	–	–	–	–	–	–		–
Vote 3 - Corporate Services		2,609	1,020	2,553	–	1,935	1,915	20	1%	2,553

Vote 4 - Social Service		1,055	5,446	6,831	101	3,680	5,123	(1,442)	-28%	6,831
Vote 5 - Infrastructure Services		84,749	56,069	94,689	7,465	45,228	71,017	(25,789)	-36%	94,689
Vote 6 - Development Planning		(450)	–	3,900	463	463	2,925	(2,462)	-84%	3,900
Vote 7 - Strategic Support Services		–	100	150	–	33	113	(80)	-71%	150
Vote 8 - Social Services		–	–	–	–	–	–	–		–
Vote 9 - [NAME OF VOTE 9]		–	–	–	–	–	–	–		–
Vote 10 - [NAME OF VOTE 10]		–	–	–	–	–	–	–		–
Vote 11 - [NAME OF VOTE 11]		–	–	–	–	–	–	–		–
Vote 12 - [NAME OF VOTE 12]		–	–	–	–	–	–	–		–
Vote 13 - [NAME OF VOTE 13]		–	–	–	–	–	–	–		–
Vote 14 - [NAME OF VOTE 14]		–	–	–	–	–	–	–		–
Vote 15 - [NAME OF VOTE 15]		–	–	–	–	–	–	–		–
Total Capital single-year expenditure	4	87,963	62,636	108,123	8,030	51,340	81,092	**(29,753)**	**-37%**	108,123
Total Capital Expenditure		**168,478**	**157,914**	**220,667**	**23,593**	**127,838**	**165,000**	**(37,163)**	**-23%**	**220,667**
Capital Expenditure - Functional Classification										
Governance and administration		**3,295**	**6,790**	**6,873**	**110**	**2,505**	**5,155**	(2,651)	-51%	**6,873**
Executive and council		1,081	–	150	–	55	113	(58)	-51%	150
Finance and administration		2,215	6,790	6,723	110	2,450	5,043	(2,593)	-51%	6,723
Internal audit		–	–	–	–	–	–	–		–
Community and public safety		**7,853**	**2,386**	**2,250**	**101**	**1,573**	**1,687**	(114)	-7%	**2,250**
Community and social services		–	1,586	950	–	745	712	33	5%	950
Sport and recreation		8,511	–	500	101	101	375	(274)	-73%	500
Public safety		(658)	800	800	–	726	600	126	21%	800
Housing		–	–	–	–	–	–	–		–
Health		–	–	–	–	–	–	–		–
Economic and environmental services		**43,816**	**55,158**	**79,262**	**3,698**	**47,593**	**59,447**	(11,853)	-20%	**79,262**
Planning and development		(450)	2,000	3,900	463	463	2,925	(2,462)	-84%	3,900
Road transport		44,266	53,158	75,362	3,235	47,130	56,522	(9,392)	-17%	75,362
Environmental protection		–	–	–	–	–	–	–		–
Trading services		**113,514**	**93,580**	**132,282**	**19,683**	**76,166**	**98,711**	(22,545)	-23%	**132,282**

Energy sources		10,553	9,503	10,595	2,036	6,028	7,946	(1,919)	-24%	10,595
Water management		84,688	68,583	95,205	17,647	62,491	70,903	(8,413)	-12%	95,205
Waste water management		16,773	12,994	24,982	–	7,648	18,737	(11,089)	-59%	24,982
Waste management		1,500	2,500	1,500	–	–	1,125	(1,125)	-100%	1,500
Other		–	–	–	–	–	–	–		–
Total Capital Expenditure - Functional Classification	3	**168,478**	**157,914**	**220,667**	**23,593**	**127,838**	**165,000**	**(37,163)**	**-23%**	**220,667**
Funded by:										
National Government		128,729	117,238	171,337	22,004	108,531	128,003	(19,472)	-15%	171,337
Provincial Government		–	–	–	–	–	–	–		–
District Municipality		–	–	–	–	–	–	–		–
Transfers and subsidies - capital (monetary allocations) (Nat / Prov Departm Agencies, Households, Non-profit Institutions, Private Enterprises, Public Corporations, Higher Educ Institutions)		–	–	–	–	–	–	–		–
Transfers recognised - capital		**128,729**	**117,238**	**171,337**	**22,004**	**108,531**	**128,003**	**(19,472)**	**-15%**	**171,337**
Borrowing	6	–	–	–	–	–	–	–		–
Internally generated funds		39,749	40,676	49,330	1,589	19,307	36,997	(17,691)	-48%	49,330
Total Capital Funding		**168,478**	**157,914**	**220,667**	**23,593**	**127,838**	**165,000**	**(37,163)**	**-23%**	**220,667**

f) Table C6

LIM362 Lephalale - Table C6 Monthly Budget Statement - Financial Position - M09 March

Description	Ref	2024/25	Budget Year 2025/26			
R thousands	1	Audited Outcome	Original Budget	Adjusted Budget	Year TD actual	Full Year Forecast
ASSETS						
Current assets						
Cash and cash equivalents		66,287	65,824	28,468	155,408	28,468
Trade and other receivables from exchange transactions		151,205	129,824	167,458	148,355	167,458
Receivables from non-exchange transactions		113,486	89,461	133,019	92,236	133,019
Current portion of non-current receivables		–	–	–	–	–
Inventory		7,793	–	(22,383)	8,423	(22,383)

VAT		21,048	34,739	73,493	43,343	73,493
Other current assets		254	35	254	254	254
Total current assets		**360,074**	**319,883**	**380,308**	**448,020**	**380,308**
Non-current assets						
Investments		–	–	–	–	–
Investment property		23,500	17,631	23,500	23,500	23,500
Property, plant, and equipment		1,513,601	1,570,898	1,639,223	1,573,162	1,639,223
Biological assets		–	–	–	–	–
Living and non-living resources		–	–	–	–	–
Heritage assets		77	77	77	77	77
Intangible assets		156	1,915	(1,774)	96	(1,774)
Trade and other receivables from exchange transactions		–	–	–	–	–
Non-current receivables from non-exchange transactions		–	–	–	–	–
Other non-current assets		–	–	–	–	–
Total non-current assets		**1,537,333**	**1,590,521**	**1,661,026**	**1,596,835**	**1,661,026**
TOTAL ASSETS		**1,897,407**	**1,910,404**	**2,041,334**	**2,044,854**	**2,041,334**
LIABILITIES						
Current liabilities						
Bank overdraft		–	–	–	–	–
Financial liabilities		40,810	59,967	70,810	40,810	70,810
Consumer deposits		13,244	10,949	13,244	13,369	13,244
Trade and other payables from exchange transactions		138,119	120,718	23,059	160,457	23,059
Trade and other payables from non-exchange transactions		18,839	21,252	18,839	75,941	18,839
Provision		5,828	4,249	5,828	5,828	5,828
VAT		5,418	(2,708)	(18,726)	23,890	(18,726)
Other current liabilities		–	–	–	–	–
Total current liabilities		**222,257**	**214,427**	**113,054**	**320,294**	**113,054**
Noncurrent liabilities						
Financial liabilities		46,431	118,618	16,431	38,588	16,431
Provision		128,217	104,896	128,217	128,217	128,217

Long-term portion of trade payables		–	–	–	–	–
Other non-current liabilities		–	–	–	–	–
Total non-current liabilities		**174,648**	**223,514**	**144,648**	**166,805**	**144,648**
TOTAL LIABILITIES		**396,905**	**437,941**	**257,702**	**487,099**	**257,702**
NET ASSETS	2	**1,500,502**	**1,472,463**	**1,783,632**	**1,557,755**	**1,783,632**
COMMUNITY WEALTH/EQUITY						
Accumulated surplus/(deficit)		1,499,445	649,251	1,738,066	1,557,733	1,738,066
Reserves and funds		–	–	–	–	–
Other		–	–	–	–	–
TOTAL COMMUNITY WEALTH/EQUITY	2	**1,499,445**	**649,251**	**1,738,066**	**1,557,733**	**1,738,066**

g) Table 7

LIM362 Lephalale - Table C7 Monthly Budget Statement - Cash Flow - M09 March

Description	Ref	2024/25	Budget Year 2025/26							
R thousands	1	Audited Outcome	Original Budget	Adjusted Budget	Monthly actual	Year TD actual	Year TD budget	YTD variance	YTD variance %	Full Year Forecast
CASH FLOW FROM OPERATING ACTIVITIES										
Receipts										
Property rates		1,492	96,082	96,082	542	38,327	72,061	(33,734)	-47%	96,082
Service charges		137,747	419,891	407,463	1,317	145,047	305,597	(160,550)	-53%	407,463
Other revenue		355,717	111,385	126,819	111,027	366,512	95,115	271,398	285%	126,819
Transfers and Subsidies - Operational		1,071,430	260,209	260,209	63,551	286,025	195,157	90,868	47%	260,209
Transfers and Subsidies - Capital		18,292	113,238	117,238	45,892	150,190	87,928	62,262	71%	117,238
Interest		–	7,592	30,465	–	272	22,849	(22,577)	-99%	30,465
Dividends		–	–	–	–	–	–	–		–
Payments										
Suppliers and employees		(951,376)	(830,623)	(875,064)	(94,052)	(595,238)	(524,641)	(70,597)	13%	(875,064)
Interest		–	(21,490)	(19,490)	–	–	(14,617)	14,617	-100%	(19,490)
Transfers and Subsidies		–	(131)	(968)	–	–	(726)	726	-100%	(968)

NET CASH FROM/USED) OPERATING ACTIVITIES		**633,303**	**156,151**	**142,755**	**128,276**	**391,135**	**238,723**	**152,412**	**64%**	**142,755**
CASH FLOWS FROM INVESTING ACTIVITIES										
Receipts										
Proceeds on disposal of PPE		–	–	–	–	–	–	–		–
Decrease (increase) in non-current receivables		–	–	–	–	–	–	–		–
Decrease (increase) in non-current investments		–	–	–	–	–	–	–		–
Payments										
Capital assets		–	(181,601)	(260,355)	(25,264)	(144,598)	(195,266)	50,668	-26%	(260,355)
NET CASH FROM/USED) INVESTING ACTIVITIES		**–**	**(181,601)**	**(260,355)**	**(25,264)**	**(144,598)**	**(195,266)**	**50,668**	**-26%**	**(260,355)**
CASH FLOWS FROM FINANCING ACTIVITIES										
Receipts										
Short-term loans		–	–	–	–	–	–	–		–
Borrowing long-term/refinancing		–	–	–	–	–	–	–		–
Increase (decrease) in consumer deposits		–	–	–	45	96	–	96	#DIV/0!	–
Payments										
Repayment of borrowing		–	–	–	–	–	–	–		–
NET CASH FROM/USED) FINANCING ACTIVITIES		**–**	**–**	**–**	**45**	**96**	**–**	**96**	**#DIV/0!**	**–**
NET INCREASE/ (DECREASE) IN CASH HELD		**633,303**	**(25,450)**	**(117,600)**	**103,057**	**246,632**	**43,457**			**(117,600)**
Cash/cash equivalents at beginning:		60,653	91,274	66,067	–	66,287	66,067			66,287
Cash/cash equivalents at month/year end:		693,956	65,824	(51,532)	103,057	312,920	109,524			(51,312)

6. Conclusion

The SDBIP for the 2025/ 26 Financial Year contains the Objectives and Indicators as per the Municipal IDP, as well as General Indicators. The SDBIP for 2025/ 26 was developed to reflect ***cumulative performance***. The status of indicators reflects the overall performance level achieved year to date.

The recommendations of the performance audit committee were considered for improvement of the management of progress performance, with measurement of outcomes, rather than inputs and outputs indicators.

For the Second quarter of this financial year, the overall performance of the Municipality is satisfactory in terms of the planned targets and predetermined objectives, though there are challenges of revenue reduction and low-cost coverage, which need special attention.

The total number of measurable indicators is 154, seven-five (75) achieved, thirty-four (34) exceeded, and forty-five (45) performed below target, and forty-five (45) are not applicable. A score of 71% for the department is achieved on the indicators.

The contents of the report will improve as capacity is built in-house and a full complement of staff is in place. The Municipal Manager and her team have strived to achieve 100%, but due to measures beyond their control, this was not achievable. The current performance, based on the manual assessment of the quarterly performance, shows that the Municipality has achieved 68%, as per the regulation 805 calculation of the targets that have been set for the quarter under review.

The Municipality is encouraged to review all the KPI's to ensure that the SMART principle is applied so that performance can be measured more accurately with correct supporting documents for reported actual Performance.

7. Approval

Approval by:



F.P. NOGILANA-RAPHELA
Municipal Manager

10 April 2026
Date